

THE WORLD'S
FAVOURITE
INDIAN



THE WORLD'S
FAVOURITE
INDIAN

BOXER BM 150 UG
DRUM & DISC

Spare Parts Catalogue

Boxer BM 150



Boxer BM 150 UG



Notice

BOXER EM 150 UG
1500 cc 1500 cc

All information contained in this manual is based on the latest product information at the time of publication. Bajaj Auto Limited accepts no liability for any inaccuracies or omissions in this publication, although every possible care has been taken to make it as complete and accurate as possible. All procedures and specifications subject to change without prior notice. The right is reserved to make such changes at any time without prior notice and without incurring an obligation to make such changes to product manufactured previously. Contact your authorized Bajaj Dealer for the latest information on product improvements incorporated after this manual was issued.

REV. OCT. 2019

Foreword



We have pleasure in presenting the Spare Parts Catalogue for 'BOXER BM 150 & BOXER BM 150 UG DISC' Motorcycle. This catalogue has been specially designed to assist you in selecting the correct parts for procurement to maintain 100% availability.

The Bajaj spares are subjected to the stringent quality control standards to ensure longer life of the vehicle. It is therefore necessary that only the Genuine Bajaj Spares are used.

In a continual effort to improve Performance and Efficiency of the vehicles, Specifications, Diagrams, Illustrations and Part Numbers can change without notice. Consequently, the description in this Spare Parts Catalogue cannot therefore be final and binding on us.

The modifications / alterations which are carried out after the issue of this catalogue, will be conveyed to you through our Service Circulars. You are requested to make necessary corrections in the Parts Catalogue as per the circulars so as to keep your catalogue up-to-date. This will ensure the appropriate and speedy delivery of the Spare Parts as the order placed will bear the latest part numbers.

In case, if you need any technical assistance contact the concerned Regional Office or write to us on the following address :

Bajaj Auto Limited
Spares - International Business
Akurdi, Pune 411 035 India

Instructions



1. How to Read the Catalogue : Open the catalogue and from the pictorial index locate the group in which the part you want to find is present. Turn over to the concerned page number (as given by pictorial index). Now find out the figure of the part you wish to order. Write down the part number against that particular figure number from the text.

In case, if you have the part number and you need the other details, the part index can be used. The part index (at the end of the catalogue) will give you the figure and page number of the part you wish to order.

2. How to Order Spare Parts : The part number and the description of the part required should be invariably mentioned in the order as per the catalogue text.

The latest part number as conveyed through our service circulars should only appear on the order. In case of ordering painted components, colour shade of the components should be mentioned.

The quantity shown against the part number is the quantity per vehicle for that group so that particular quantity should be multiplied by the number of sets required.

3. Part Number System : We have used 8 digit system for part numbers. The model or hardware item is indicated by first two digits or alphanumeric, the next two or four digits indicate main group and the last four or two digits indicate serial number in main group or serial number or subgroup of fastener respectively. Thus the part numbers will be indicated by 2-2-4 or 2-4-2 digit system. Understanding this system will enable you to identify the spare parts easily.

4. Abbreviations : The following abbreviations are used in this catalogue.

Assly	Assembly	V	Volts
N.I.	Not illustrated	W	Watts
C'case	Crankcase	Accl.	Accelerator
Cyl	Cylinder	Comp.	Complete
O/s	Over size	Fr.	Front
Rr.	Rear	Std.	Standard
L	Length	A/t.	Alternate
R.H.	Right hand	L.H.	Left hand
Hex.	Hexagonal	AR	As required

Index

Plate No.	Description	Page No.
1	Cover Cylinder Head	2
2	Cylinder Head	4
3	Valve	6
4	Camshaft / Tensioner	8
5	Cylinder and Piston	10
6	Crankshaft	12
7	Transmission - 4 Gear	14
8	Transmission - UG 5 Gear	16
9	Change Drum / Shift Fork	18
10	Gear Change Mechanism	20
11	Engine Assembly / Crankcase RH	22
12	Crankcase LH	24
13	Cover RH	26,28
14	Cover Magneto	30
15	Clutch	32
16	Kick Starter Mechanism	34
17	Carburettor	36
18	Air Cleaner Complete	38
19	Silencer Assembly	40
20	Oil Pump	42
21	Starter Assembly	44
22	Magneto, C.D.I. & H.T. Coil	46
23	Seat Assembly	48
24	Engine Mountings	50
25	Frame and Frame Fittings	52
26	Swing Arm / Rear Shock Absorber	54
27	Rider Foot Rest / Pillion Foot Rest	56
28	Mudguard - Front & Rear	58
29	Stand Assembly	60
30	Tube / Tyre / Rim (For Spoke Wheel)	62

Index

Plate No.	Description	Page No.
31	Tube / Tyre / Rim (For Alloy Wheel)	64
32	Front Hub (For Spoke Wheel)	66
33	Front Hub (For Alloy Wheel)	68,70
34	Front Hub - Disc Brake	72
35	Front Master Cylinder	74
36	Front Disc Brake - Caliper	76
37	Rear Hub (For Spoke Wheel)	78,80
38	Rear Hub (For Alloy Wheel)	82,84
39	Rear Brake Pedal	86
40	Handle Bar	88,90
41	Front Fork	92,94
42	Front Fork - Disc Brake	96
43	Fuel Tank, Cap Tank and Gauge Fuel	98
44	Fittings - Fuel Tank, Side Cover & Cover Seat	100
45	Meter Assembly	102
46	Control Cables	104
47	Chain Case	106
48	Head Lamp	108
49	Indicator Light Assembly	110
50	Tail Lamp Assembly / Front Number Plate	112
51	Electrical Equipments	114
52	Tool Kit	116
53	Accessories / Grab Handle	118
54	Painted Parts & Decals	120,122
55	Painted Parts & Decals - UG 5 Gear	124,126
	Kits List	127,130
	Amendment Sheet (Parts Added & Deleted)	131,132
	Part Index	133,146

Pictorial Index

BOXER EM 150 UG
SERIES 3 2003

PLATE NO. : 1
COVER CYLINDER HEAD

PAGE NO.
2

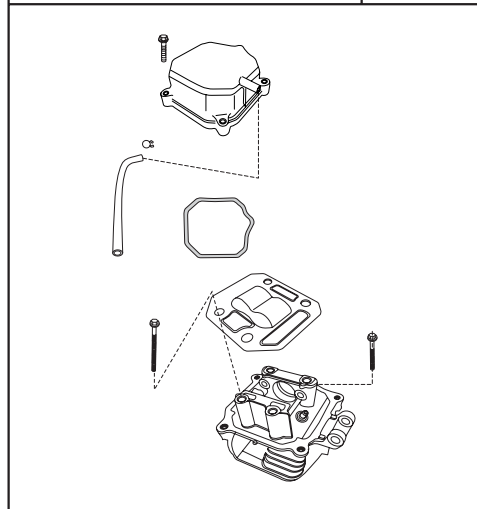


PLATE NO. : 2
CYLINDER HEAD

PAGE NO.
4

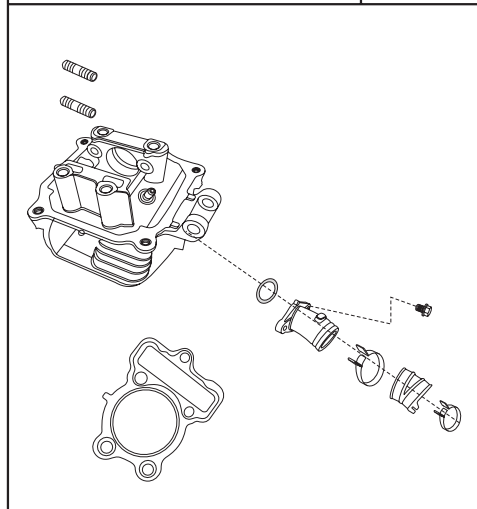


PLATE NO. : 3
VALVE

PAGE NO.
6

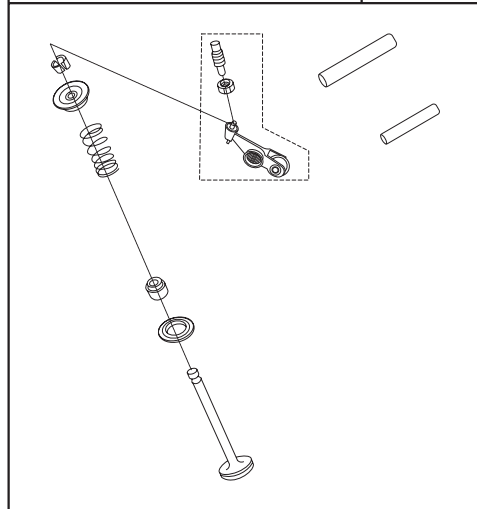
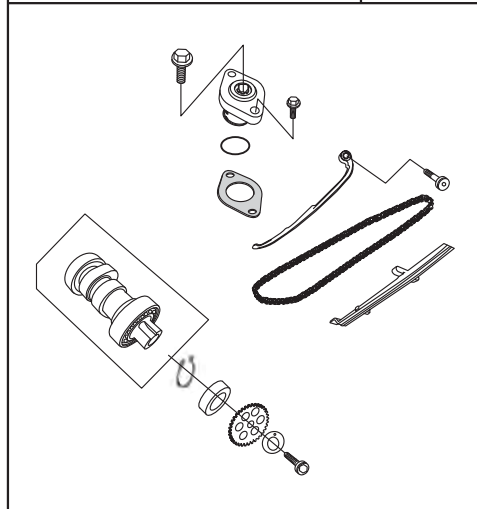


PLATE NO. : 4
CAMSHAFT / TENSIONER

PAGE NO.
8



Pictorial Index

BOXER EM 150 UG
SERIES 3 2003

PLATE NO. : 5
CYLINDER AND PISTON

PAGE NO.
10

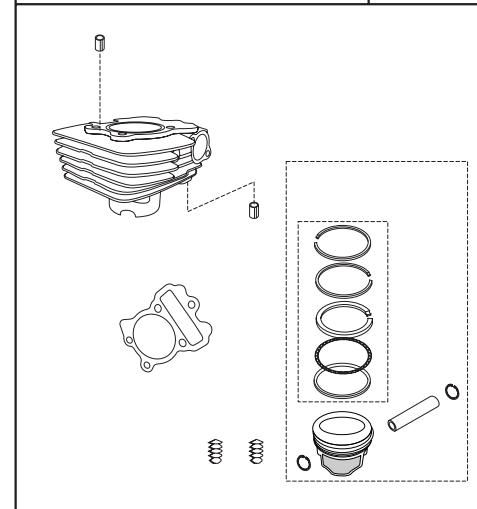


PLATE NO. : 6
CRANKSHAFT

PAGE NO.
12

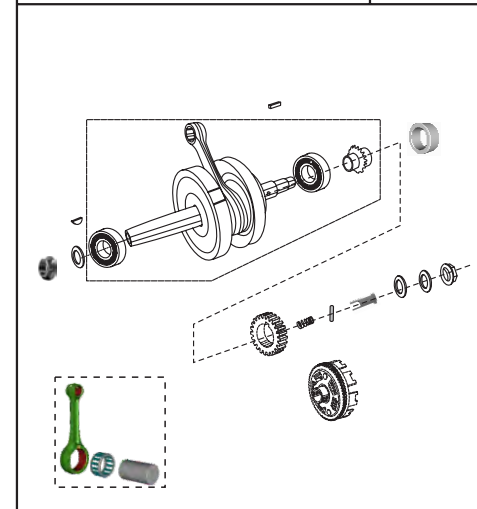


PLATE NO. : 7
TRANSMISSION - 4 GEAR

PAGE NO.
14

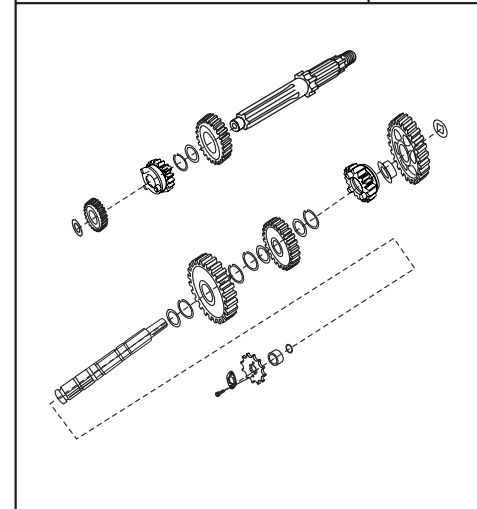
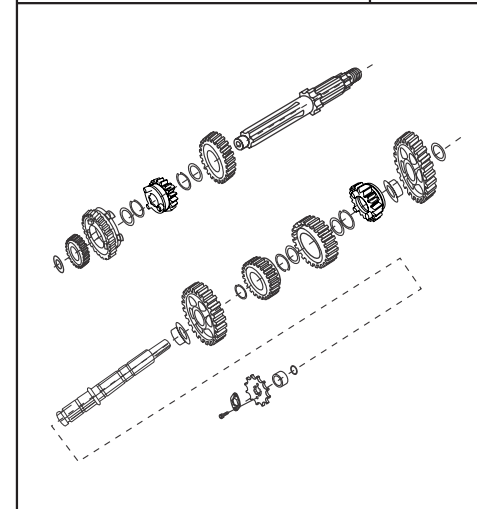


PLATE NO. : 8
TRANSMISSION - UG 5 GEAR

PAGE NO.
16



Pictorial Index

BOXER BM 150 UG
SPRIM & DISC

PLATE NO. : 9
CHANGE DRUM / SHIFT FORK

PAGE NO.
18

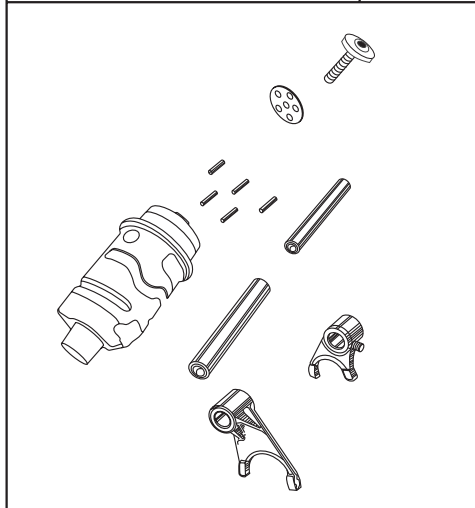


PLATE NO. : 10
GEAR CHANGE MECHANISM

PAGE NO.
20

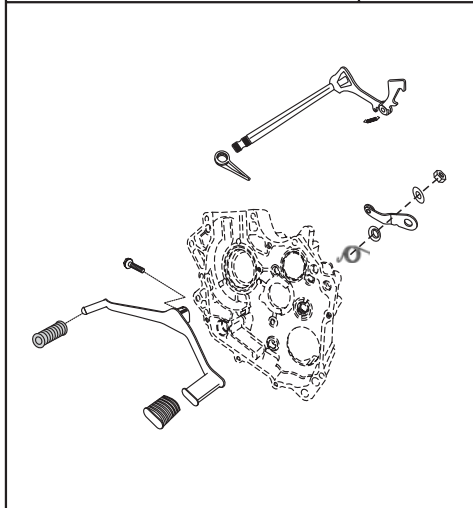


PLATE NO. : 11
ENGINE ASSLY. / CRANKCASE RH

PAGE NO.
22

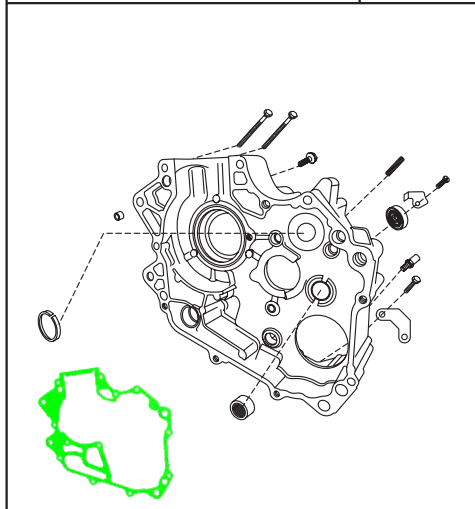
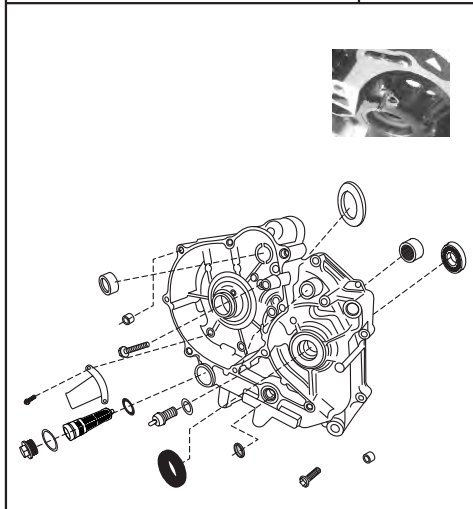


PLATE NO. : 12
CRANKCASE LH

PAGE NO.
24



Pictorial Index

BOXER BM 150 UG
SPRIM & DISC

PLATE NO. : 13
COVER RH

PAGE NO.
26,28

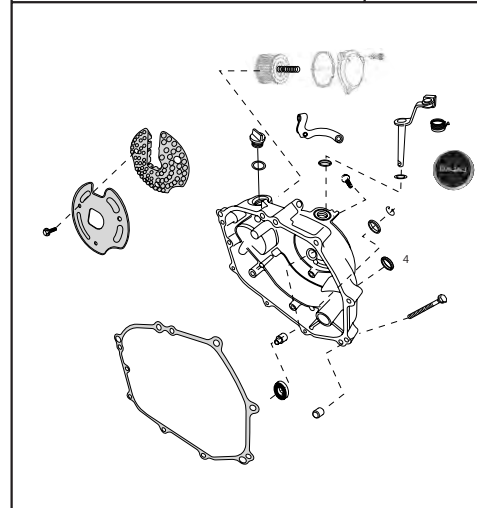


PLATE NO. : 14
COVER MAGNETO

PAGE NO.
30

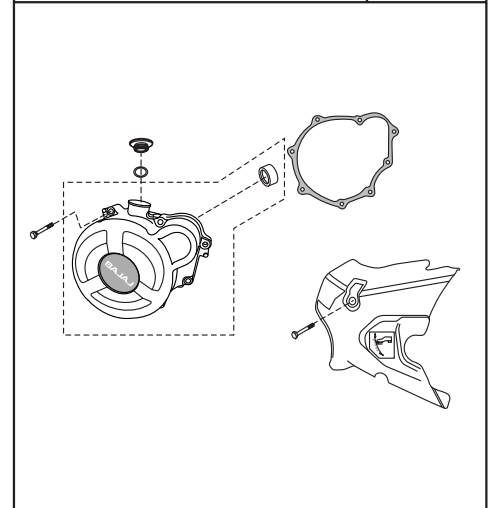


PLATE NO. : 15
CLUTCH

PAGE NO.
32

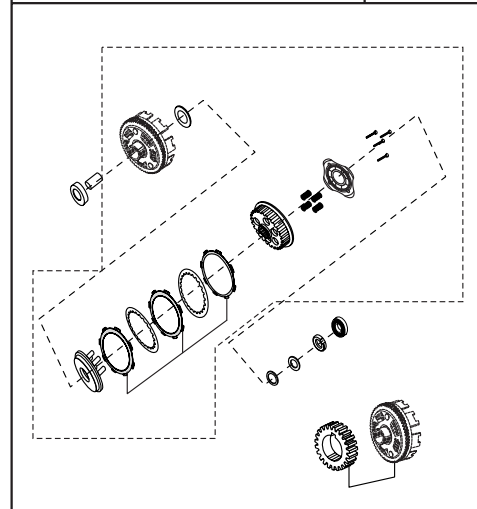
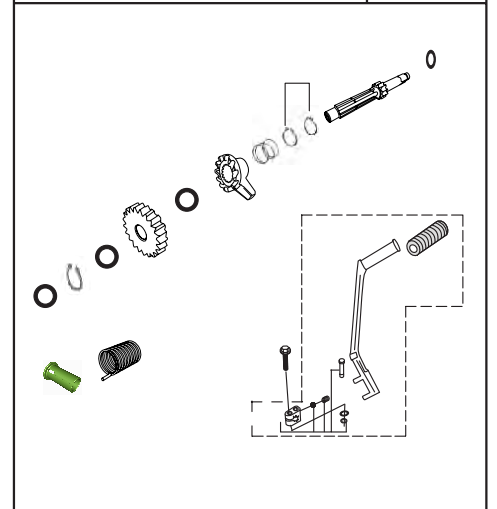


PLATE NO. : 16
KICK STARTER MECHANISM

PAGE NO.
34



Pictorial Index

BOXER BM 150 UG
SPRIM & DISC

PLATE NO. : 17
CARBURETTOR

PAGE NO.
36

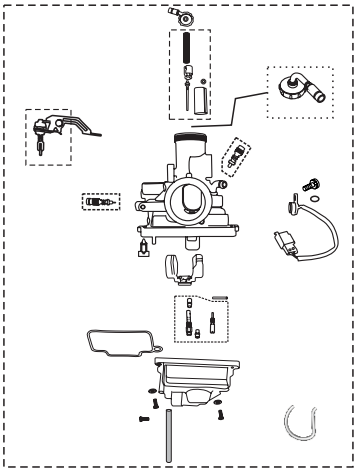


PLATE NO. : 18
AIR CLEANER COMPLETE

PAGE NO.
38

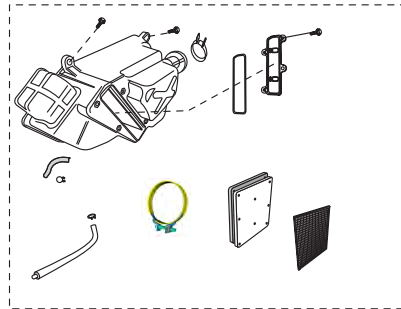


PLATE NO. : 19
SILENCER ASSEMBLY

PAGE NO.
40

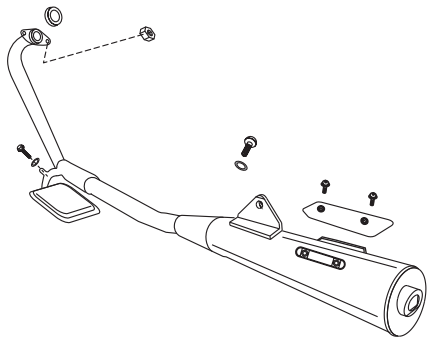
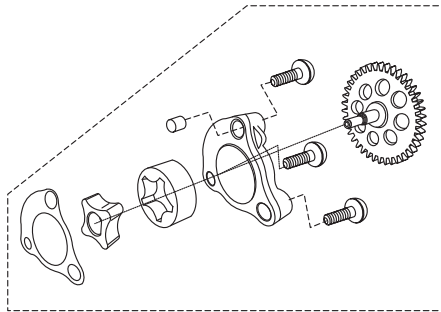


PLATE NO. : 20
OIL PUMP

PAGE NO.
42



Pictorial Index

BOXER BM 150 UG
SPRIM & DISC

PLATE NO. : 21
STARTER ASSEMBLY

PAGE NO.
44

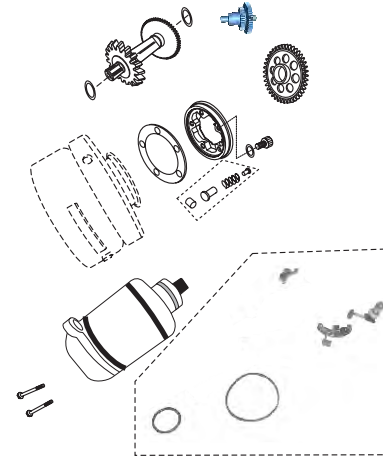


PLATE NO. : 22
MAGNETO, CDI & H.T. COIL

PAGE NO.
46

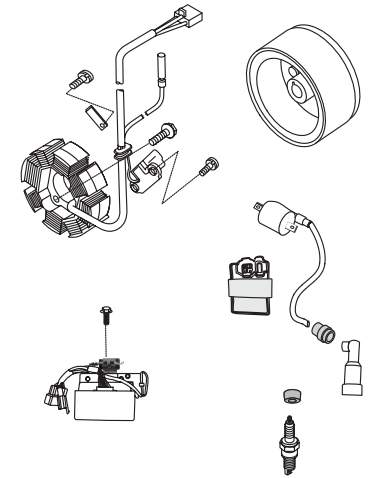


PLATE NO. : 23
SEAT ASSEMBLY

PAGE NO.
48

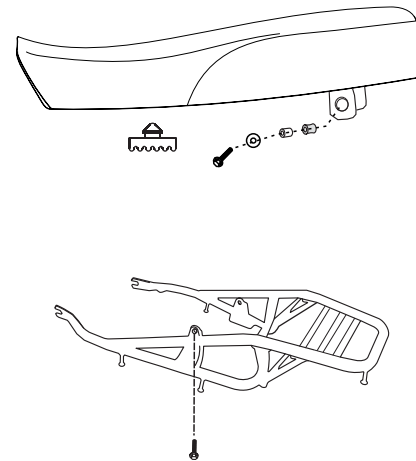
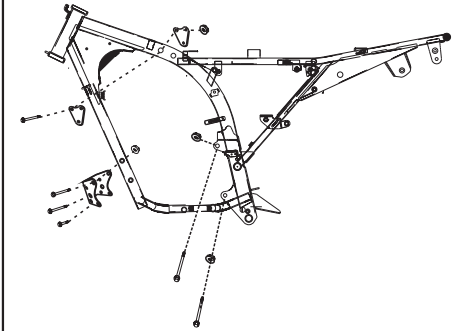


PLATE NO. : 24
ENGINE MOUNTINGS

PAGE NO.
50



Pictorial Index

BOXER BM 150 UG
SPRIM & DISC

PLATE NO. : 25
FRAME AND FRAME FITTINGS

PAGE NO.
52

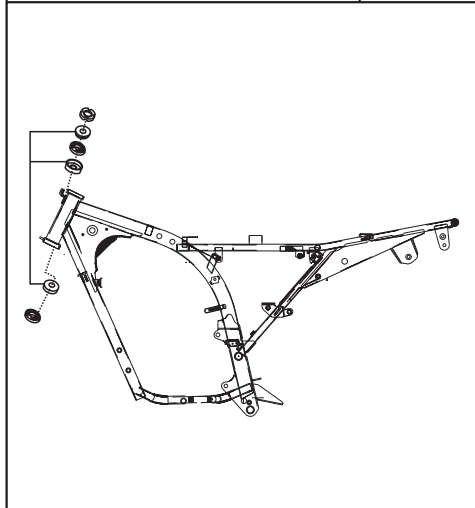


PLATE NO. : 26
SWING ARM / REAR SHOCK ABSORBER

PAGE NO.
54

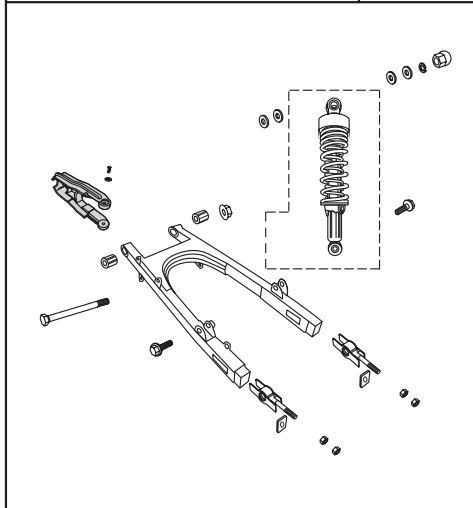


PLATE NO. : 27
RIDER FOOT REST / PILLION FOOT REST

PAGE NO.
56

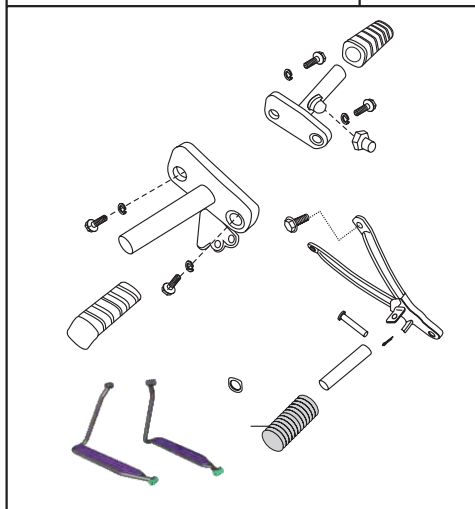
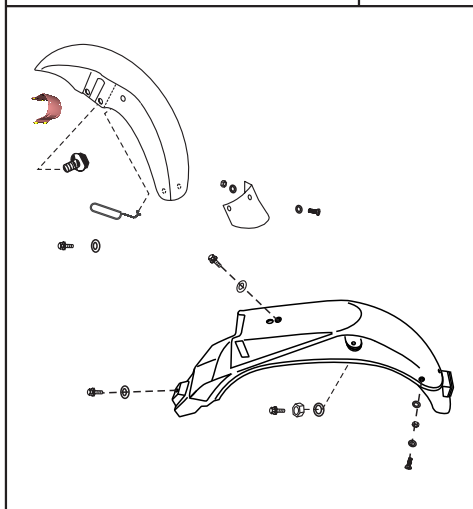


PLATE NO. : 28
MUDGUARD - FRONT & REAR

PAGE NO.
58



Pictorial Index

BOXER BM 150 UG
SPRIM & DISC

PLATE NO. : 29
STAND ASSEMBLY

PAGE NO.
60

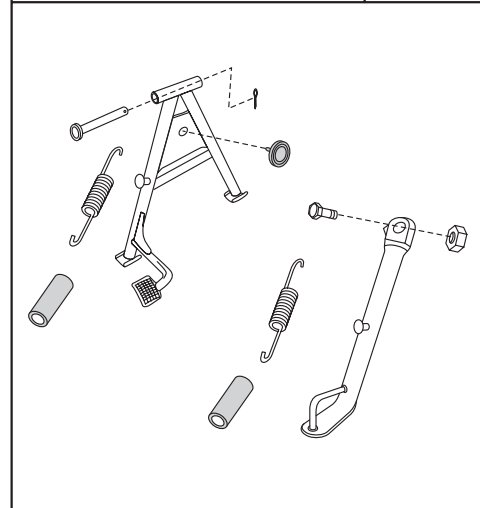


PLATE NO. : 30
TUBE / TYRE / RIM(SPOKE WHEEL)

PAGE NO.
62

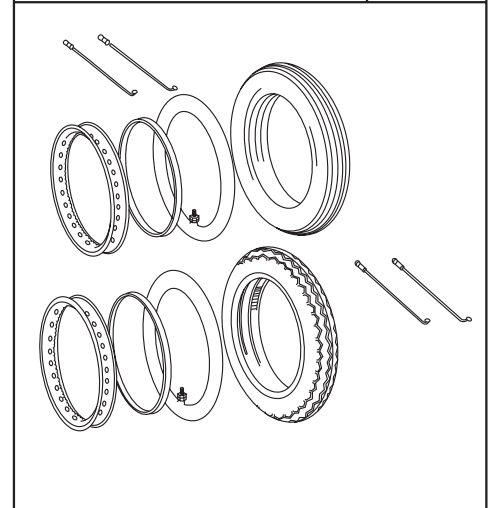


PLATE NO. : 31
TUBE, TYRE & RIM (ALLOY WHEEL)

PAGE NO.
64

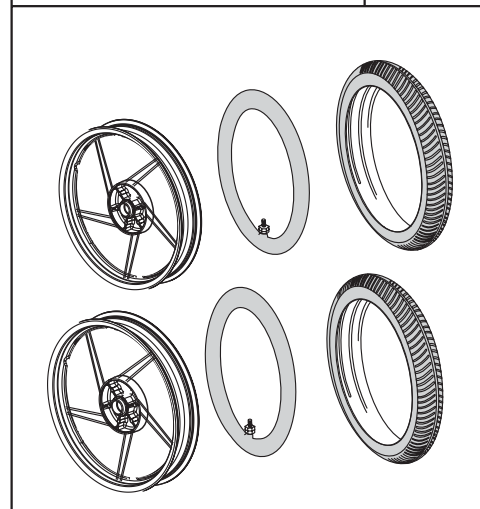
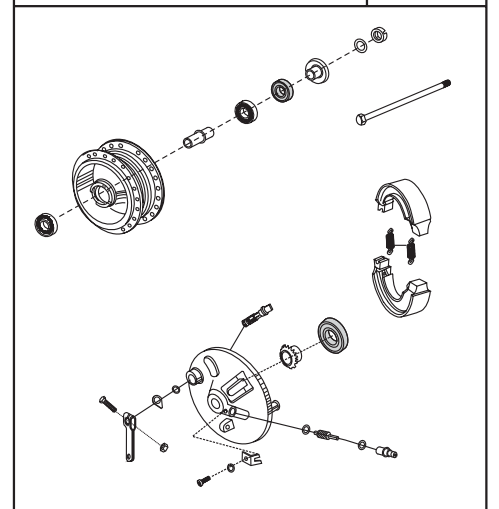


PLATE NO. : 32
FRONT HUB (FOR SPOKE WHEEL)

PAGE NO.
66



Pictorial Index

PLATE NO. : 33
FRONT HUB (FOR ALLOY WHEEL)

PAGE NO.
68,70

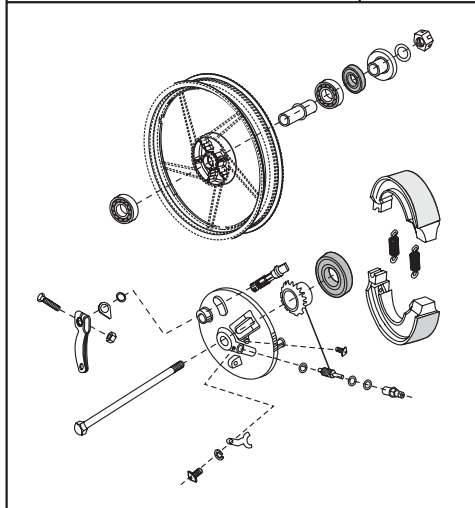


PLATE NO. : 34
FRONT HUB - DISC BRAKE

PAGE NO.
72

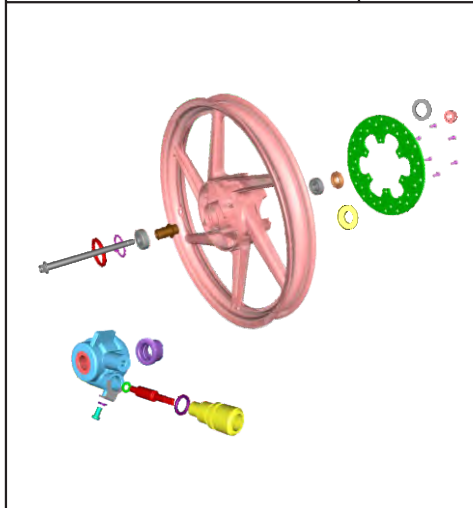


PLATE NO. : 35
FRONT MASTER CYLINDER

PAGE NO.
74

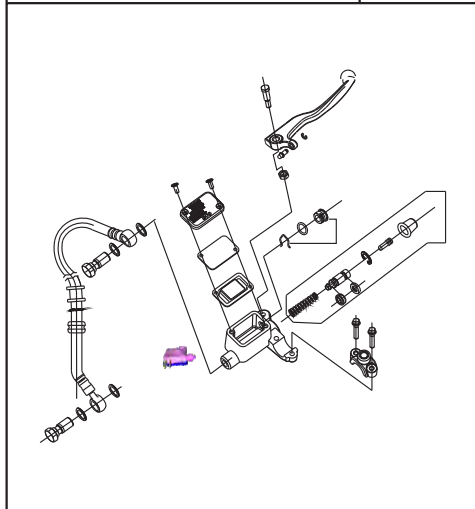
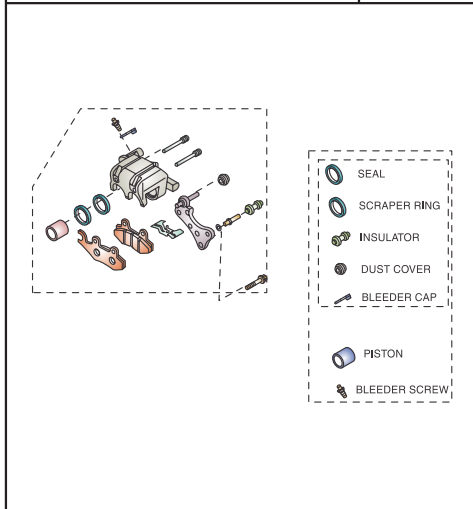


PLATE NO. : 36
FRONT DISC BRAKE - CALIPER

PAGE NO.
76



Pictorial Index

PLATE NO. : 37
REAR HUB (FOR SPOKE WHEEL)

PAGE NO.
78,80

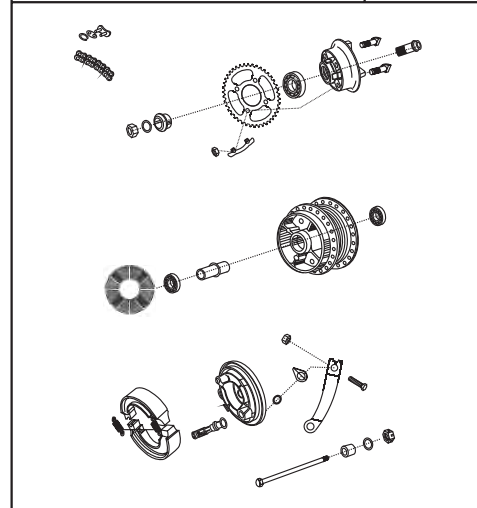


PLATE NO. : 38
REAR HUB (FOR ALLOY WHEEL)

PAGE NO.
82,84

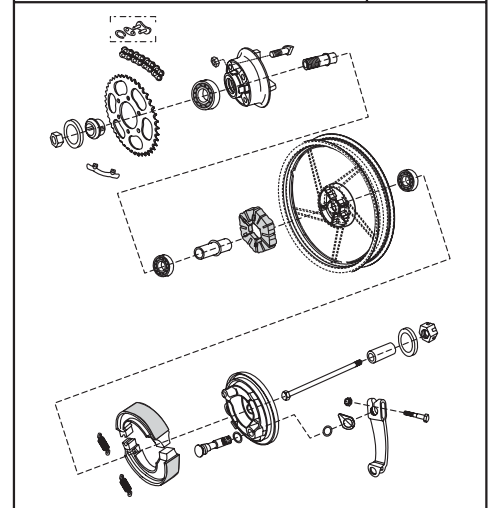


PLATE NO. : 39
REAR BRAKE PEDAL

PAGE NO.
86

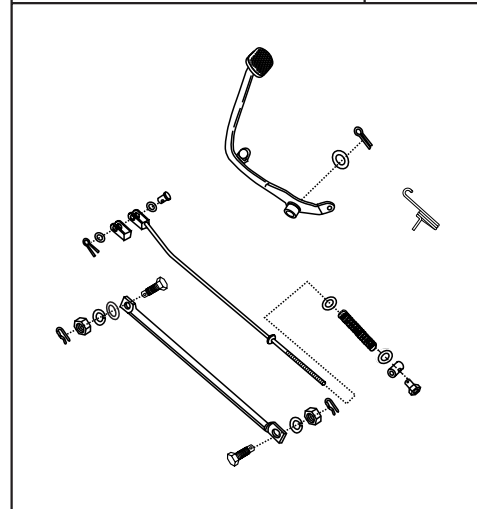
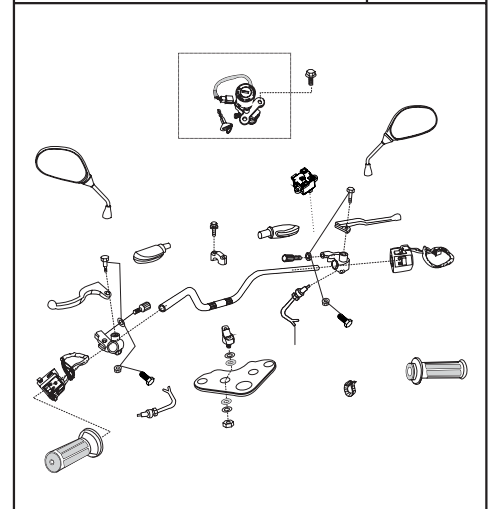


PLATE NO. : 40
HANDLE BAR

PAGE NO.
88,90



Pictorial Index

BOXER BM 150 UG
SPRIM & DISC

PLATE NO. : 41
FRONT FORK

PAGE NO.
92,94

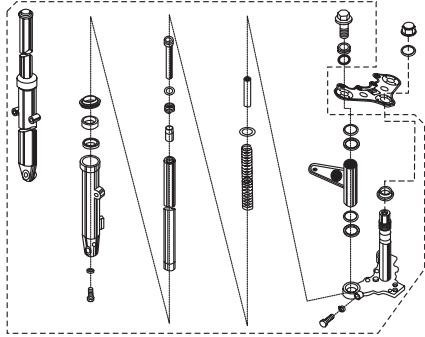


PLATE NO. : 42
FRONT FORK - FOR DISC

PAGE NO.
96

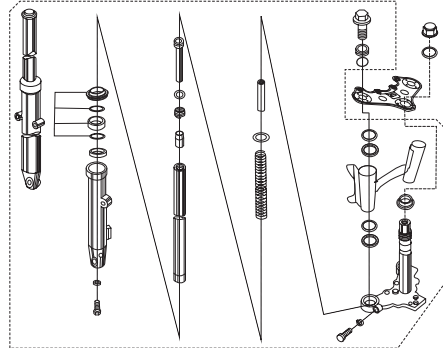


PLATE NO. : 43
FUEL TANK, CAP TANK AND
GAUGE FUEL

PAGE NO.
98

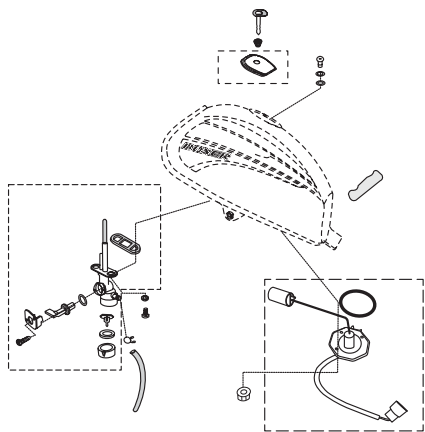
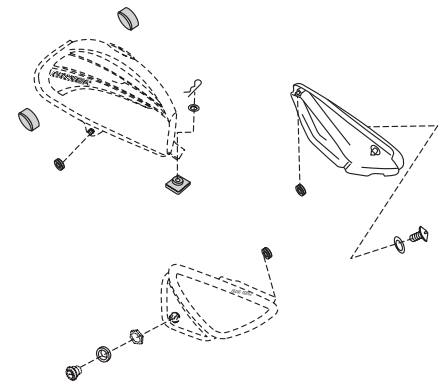


PLATE NO. : 44
FITTING - FUEL TANK, SIDE COVER
& COVER SEAT

PAGE NO.
100



Pictorial Index

BOXER BM 150 UG
SPRIM & DISC

PLATE NO. : 45
METER ASSEMBLY

PAGE NO.
102

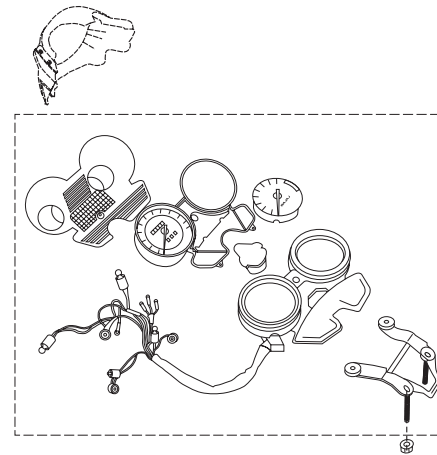


PLATE NO. : 46
CONTROL CABLES

PAGE NO.
104




PLATE NO. : 47
CHAIN CASE

PAGE NO.
106

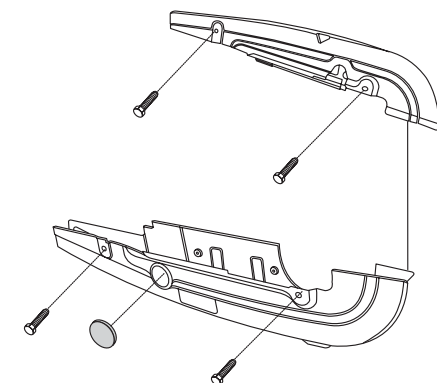
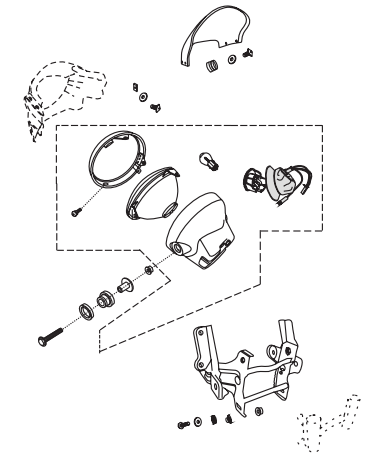


PLATE NO. : 48
HEAD LAMP

PAGE NO.
108



Pictorial Index

BOXER BM 150 UG
SPRIM & DISC

PLATE NO. : 49
INDICATOR LIGHT ASSEMBLY

PAGE NO.
110

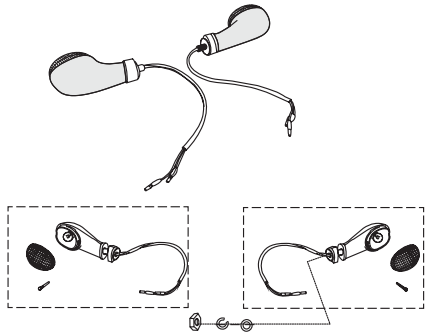


PLATE NO. : 50
TAIL LAMP ASSEMBLY / FRONT
NUMBER PLATE

PAGE NO.
112

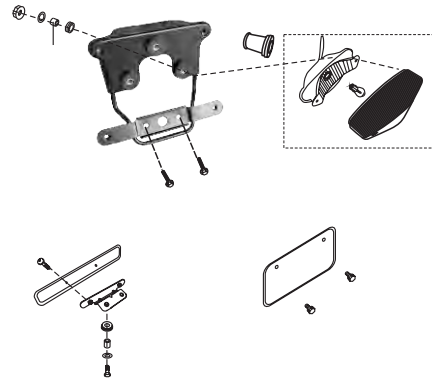


PLATE NO. : 51
ELECTRICAL EQUIPMENTS

PAGE NO.
114

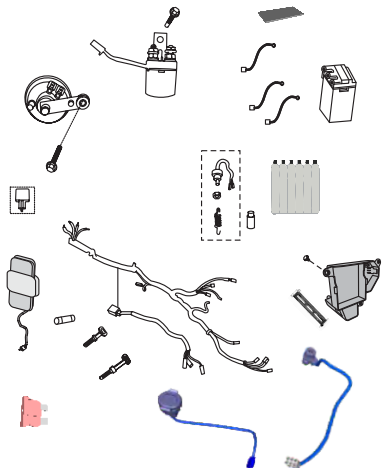


PLATE NO. : 52
TOOL KIT

PAGE NO.
116



Pictorial Index

BOXER BM 150 UG
SPRIM & DISC

PLATE NO. : 53
ACCESSORIES / GRAB HANDLE

PAGE NO.
118

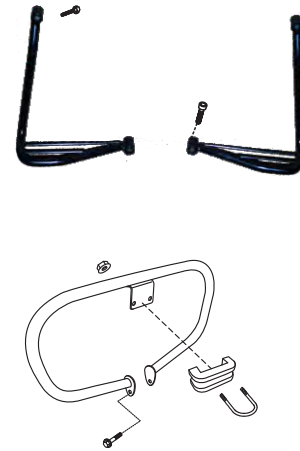


PLATE NO. : 54
PAINTED PARTS & DECAL

PAGE NO.
120,122

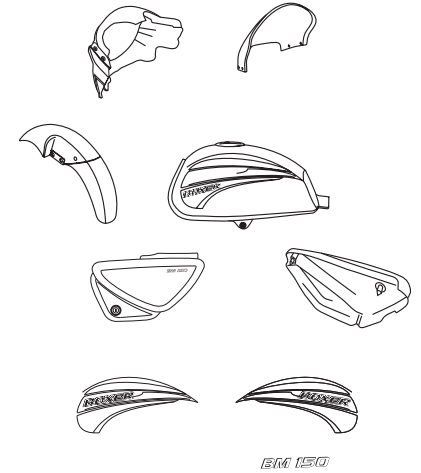



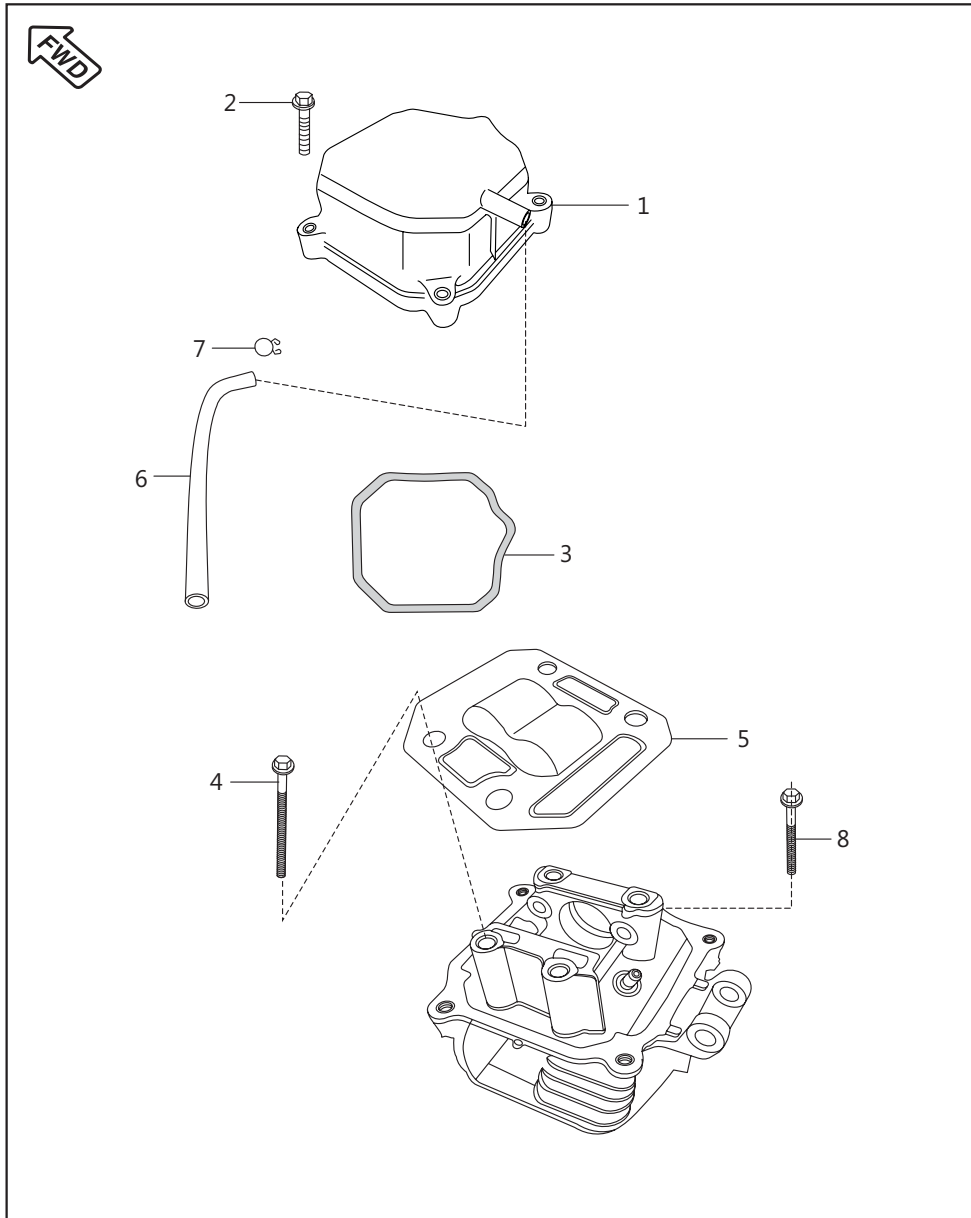
PLATE NO. : 55
PAINTED PARTS & DECALS
UG 5 GEAR

PAGE NO.
124,126



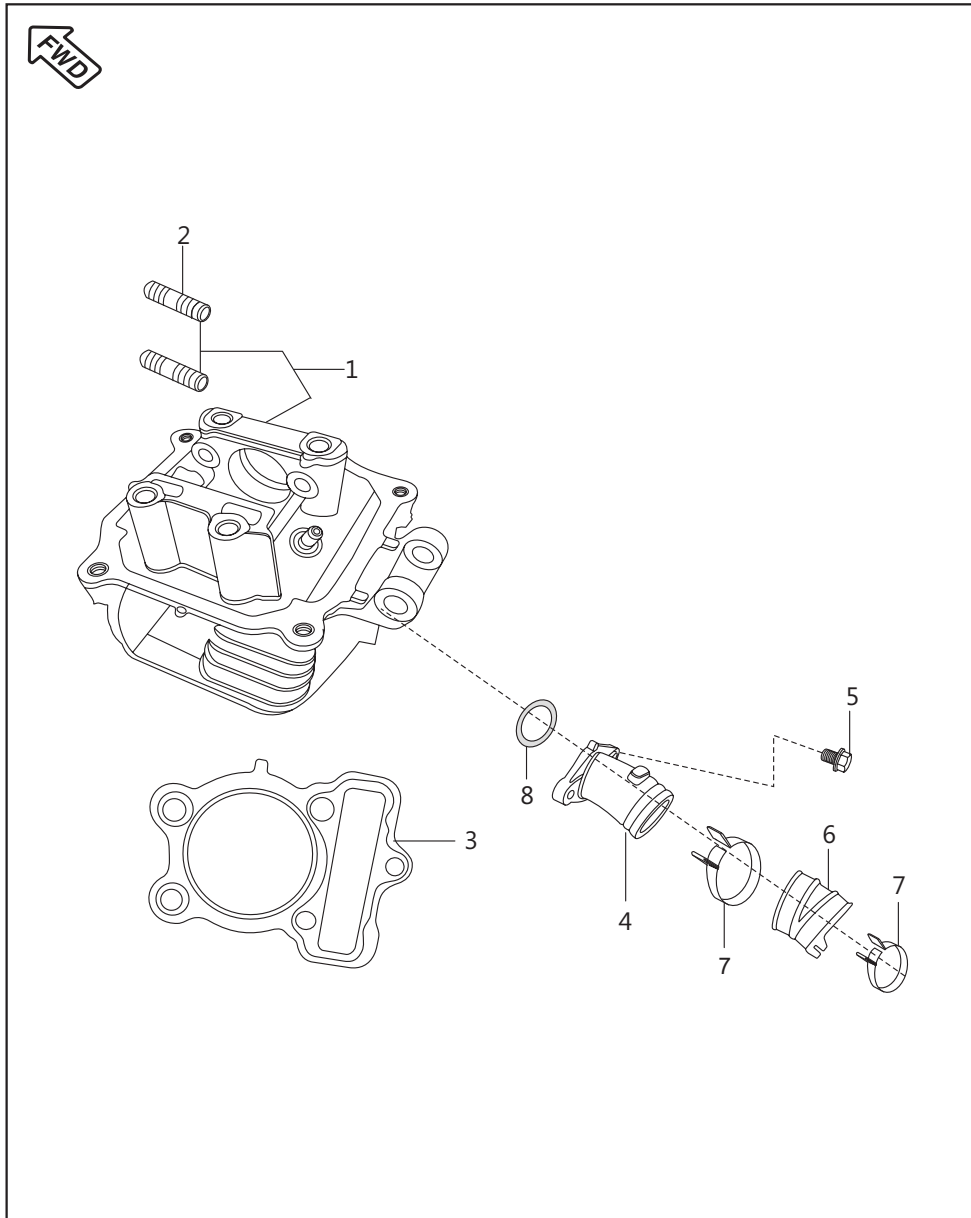
PLATE NO. :
PAGE NO.





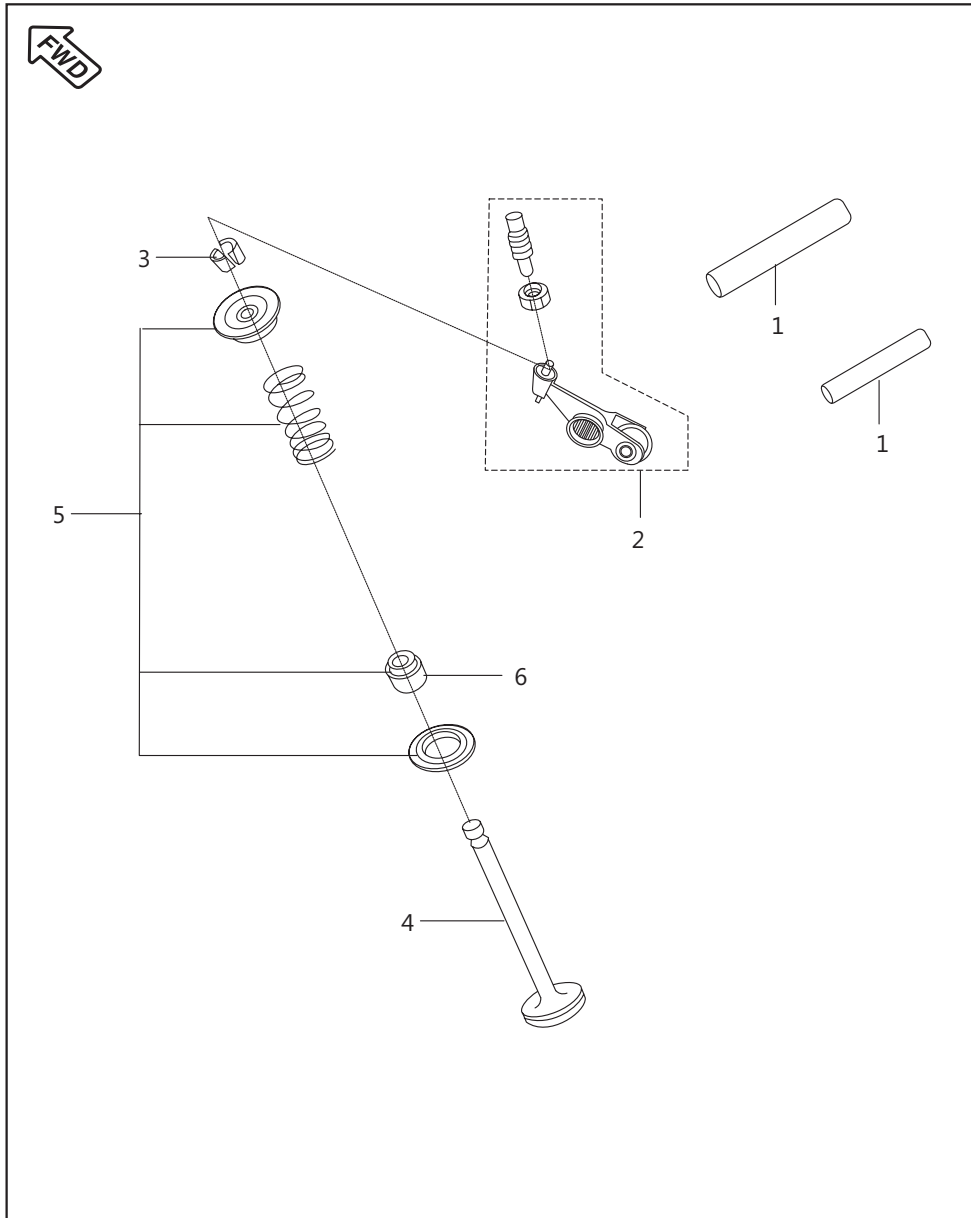
Cover Cylinder Head

No.	Part No.	Description	Drum	Disc	Remarks
1	JZ 5110 21	Cover Cylinder Head Assembly	1	1	
2	59 0400 38	Bolt	1	1	
3	JD 5110 10	Gasket Head Cover	1	1	
4	JA 5110 08	Bolt Head Mounting	4	4	M8 X 1.25 X 196L
5	PA 5110 39	Plate Cylinder Head	1	1	
6	JA 5110 11	Hose Breather	1	1	
7	DP 1210 25	Clamp	3	3	
	DG 1210 40	Clamp	3	3	Ref. Cir. IB 321
8	PF 5110 21	Flange Bolt	1	1	M8 X 142



Cylinder Head

No.	Part No.	Description	Drum	Disc	Remarks
1	36 PF00 01	Kit Assembly Cylinder Head	1	1	With Studs&Valve Guide
	36 PF01 60	Kit Cylinder Head Black	1	1	UG 5 Gear
2	JA 5110 28	Stud	2	2	
3	JZ 5110 16	Gasket Cylinder Head	1	1	
4	PF 5814 01	Intake Manifold	1	1	
5	JA 5814 06	Bolt Flange	2	2	
6	PF 5814 02	Sleeve (Carb - Duct Rubber)	1	1	
7	DH 1210 38	Clamp	2	2	
8	39 2539 21	'O' Ring (Intake Pipe)	1	1	



Valve

No.	Part No.	Description	Drum	Disc	Remarks
1	JA 5112 11	Shaft Rocker Arm	2	2	48.2 mm
2	JZ 5112 03	Rocker Arm With Roller	2	2	
3	DG 1010 29	Cotter Valve (Collet)	4	4	
4	36 JZ00 01	Valve Kit	1	1	Refer Page No.105
5	36 JZ00 04	Valve Repair Kit	1	1	Refer Page No.105
6	39 2017 19	Seal Valve Stem	2	2	

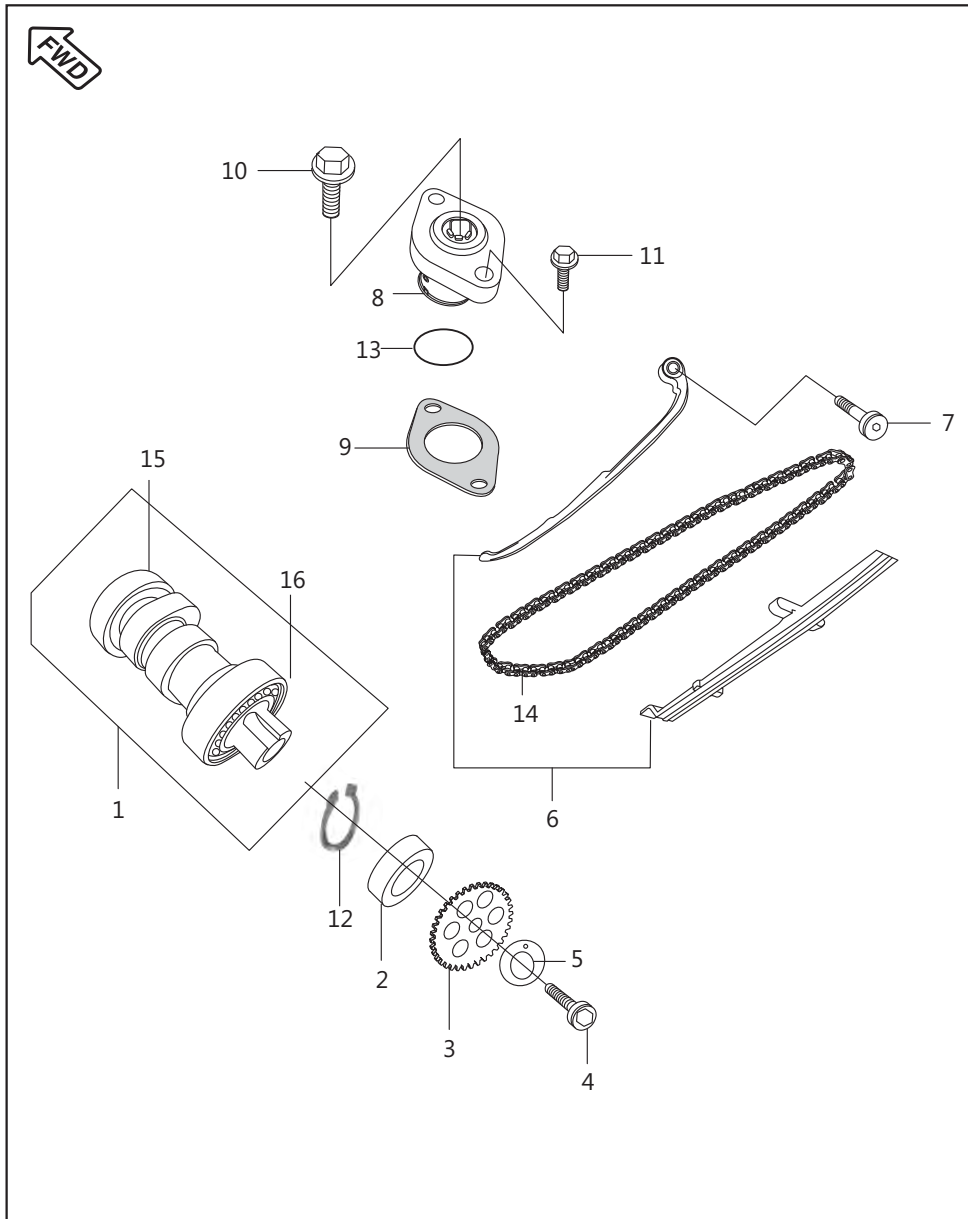
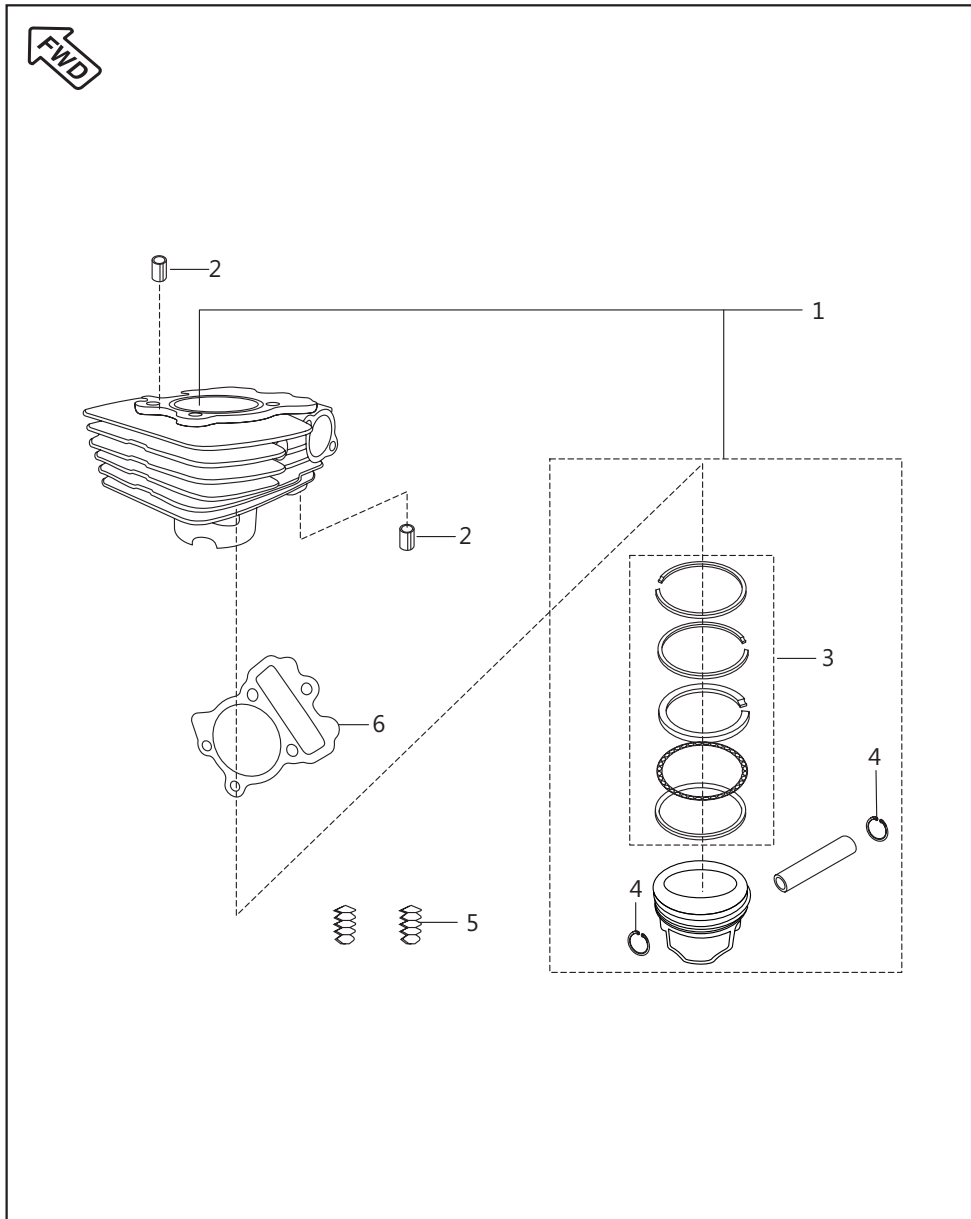


Plate No.: 4

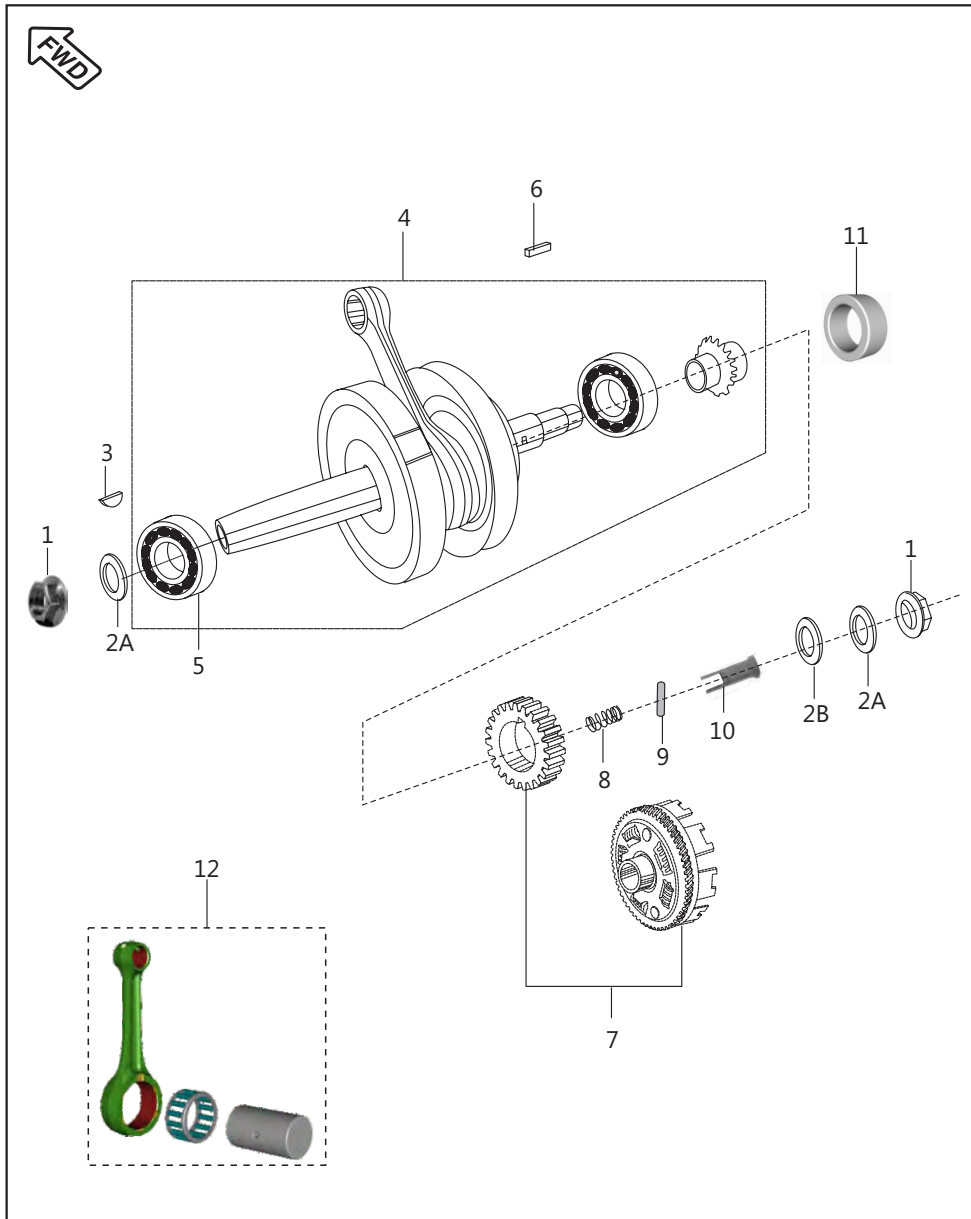
Camshaft / Tensioner

No.	Part No.	Description	Drum	Disc	Remarks
1	JZ 5110 04	Camshaft Complete	1	1	
2	JA 5112 16	Spacer Cam Sprocket	1	1	
3	PD 5112 29	Sprocket Camshaft	1	1	
4	DH 1013 87	Hex Head Bolt	1	1	
5	DK 1013 86	Precoated Soc. Head Cap Bolt	1	1	From Dec 12
6	DH 1010 48	Special Washer Cam Shaft	1	1	'O' Washer
7	36 JE00 03	Guide Chain Kit	1	1	Refer Page No.105
8	DH 1013 92	Cam chain Tensioner Pivot Bolt	1	1	
9	JV 5210 03	Adjuster Chain Silver	1	1	
10	CS 1011 28	Gasket	1	1	
11	DD 1010 62	Bolt Flange M6	1	1	
12	39 1673 04	Bolt M6 X 20 Silver	2	2	
13	39 0594 17	Circlip for Camshaft	1	1	
14	39 2669 21	'O' Ring (Tensioner)	1	1	
15	DS 1099 05	Cam Chain (94 Link)	1	1	
16	39 1880 20	Bearing Ball - Small 15 X 32 X 9	1	1	W X OD X ID
	39 2683 20	Bearing Ball - Big 17 X 35 X 10	1	1	



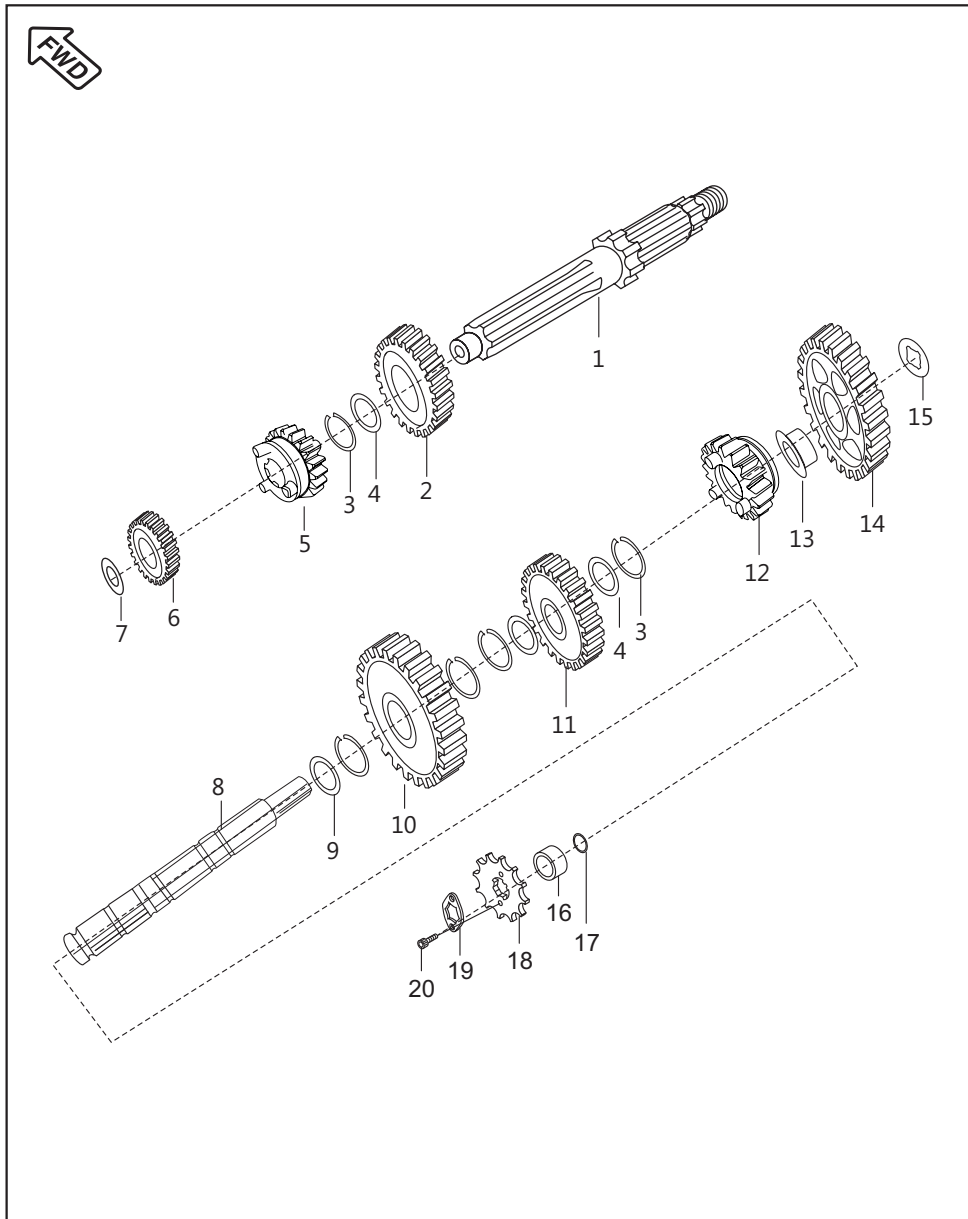
Cylinder and Piston

No.	Part No.	Description	Drum	Disc	Remarks
1	36 PF00 02	Kit Cylinder Block / Piston Assembly	1	1	Refer Page No.107
	36 PF01 59	Kit Cylinder Block Piston Black	1	1	UG 5 Gear
2	39 1000 06	Dowel Pin	2	2	
3	36 PF01 16	Kit Piston Ring	1	1	Refer Page No.105
4	DP 1011 65	Ring Snap	2	2	
5	JA 5210 15	Damper Cylinder Block	3	3	
6	JD 5210 02	Gasket Cylinder Block	1	-	
	JH 5210 07	Gasket Cylinder Block	1	1	Ref.Cir.IB-321
	PF 5210 14	Gasket Cylinder Block	1	-	For Egypt Ref.Cir.IB-253
	PF 5210 30	Gasket Cylinder Block	1	1	For Egypt Ref.Cir.IB-321



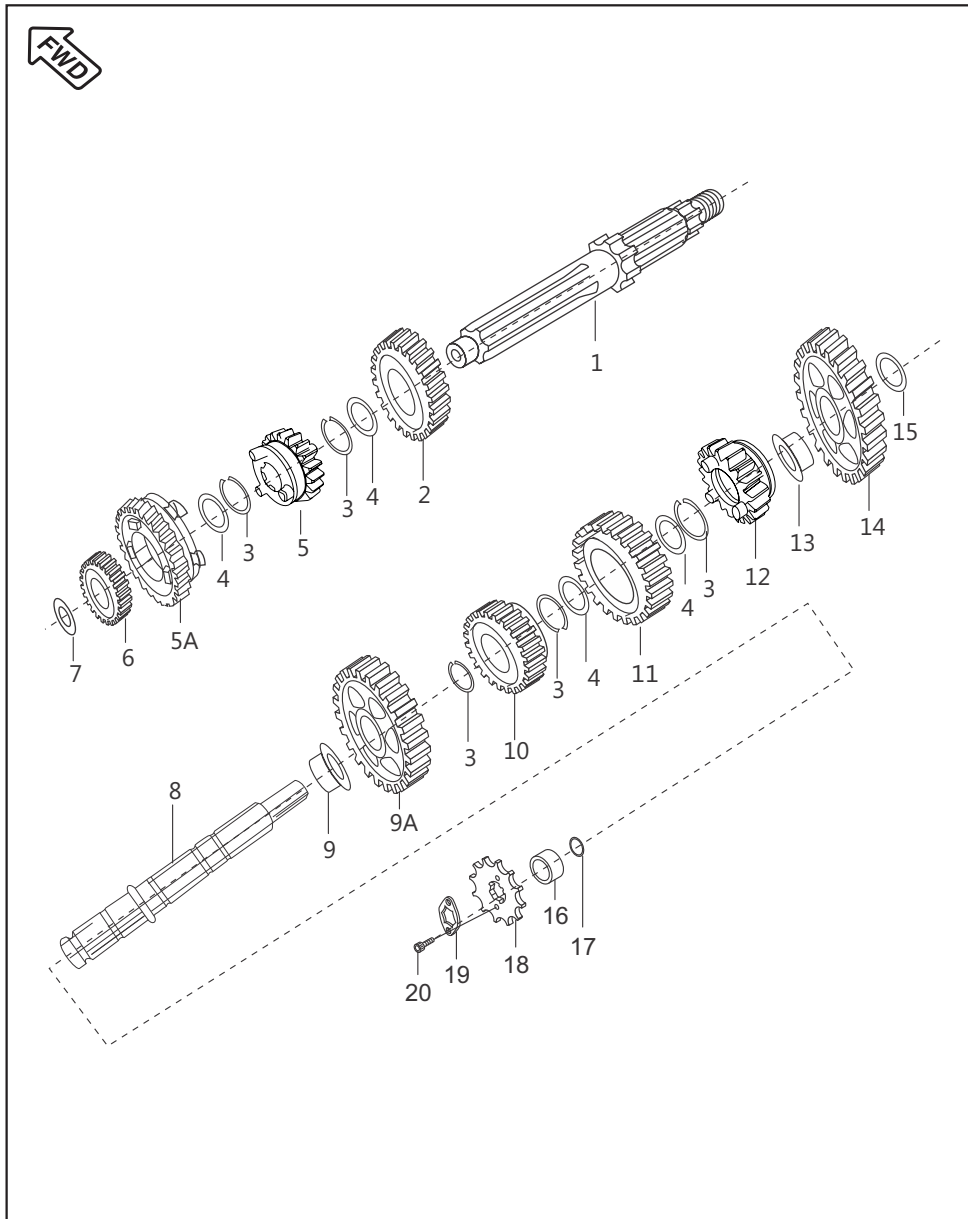
Crankshaft

No.	Part No.	Description	Drum	Disc	Remarks
1	59 1500 14	Flange Nut	2	2	
2A	59 1200 03	Belleville Washer	2	2	
2B	59 1100 08	Plain Washer	1	1	
3	31 1011 73	Key Woodruff	1	1	
4	PF 5310 00	Crankshaft Assembly	1	1	
	PF 5310 33	Crankshaft Assembly	1	-	UG 5 Gear
5	JE 5310 01	Ball Bearing 56 X 22 X 16	2	2	
6	DS 1011 54	Parallel Key	1	1	
7	36 JZ00 03	Set Primary Drive / Driven	1	1	Refer Page No.107
8	JA 531012	Spring	1	1	
9	JA 5310 15	Pin Crank Shaft Plunger	1	1	
10	JB 5310 21	Plunger Oil Crank Shaft	1	1	
11	JD 5310 04	Spacer Crank Shaft	1	-	UG 5 Gear
12	36 PF01 07	Kit Connecting Rod	1	1	



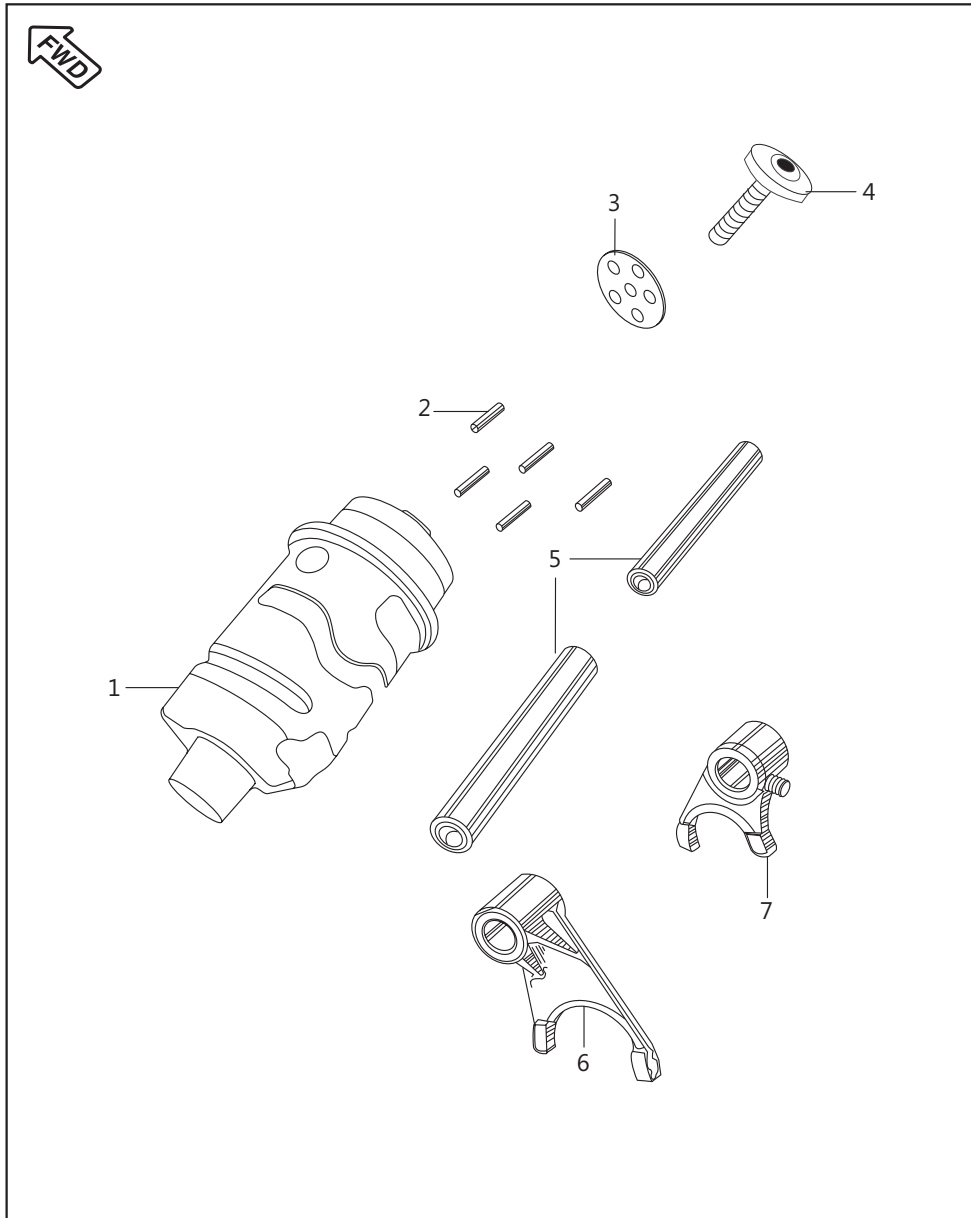
Transmission - 4 Gear

No.	Part No.	Description	Drum	Disc	Remarks
1	PF 5510 02	Shaft Input Transmission (Drive)	1	1	
2	PF 5512 02	Gear 4th Drive	1	1	
3	39 0987 17	Ring Snap (17.2 X 20.5 X 1.5)	5	5	
4	JA 5510 02	Spline Washer (17.2 X 20.5 X 1.5)	3	3	
5	PF 5512 01	Gear 3rd Drive	1	1	
6	PF 5512 00	Gear 2nd Drive	1	1	
7	JA 5510 04	Washer Thrust 2nd Drive	1	1	
8	PF 5510 03	Shaft Output Transmission (Driven)	1	1	
9	PF 5512 06	2nd Driven Washer	1	1	
10	PF 5512 03	Gear 2nd Driven	1	1	
11	PF 5512 04	Gear 3rd Driven	1	1	
12	PF 5512 05	Gear 4th Driven	1	1	
13	JZ 5512 05	Bush 1st Driven	1	1	
14	JZ 5512 04	Gear 1st Driven	1	1	
15	JA 5510 08	Washer Thrust 1st Driven	1	1	
16	JA 5510 09	Collar Sprocket Drive	1	1	
17	59 2100 24	'O' Ring Collar Sprocket (13.8 X 1.9)	1	1	
18	JZ 5510 04	Sprocket Drive (Engine Sprocket)	1	1	14 Teeth N.S
19	DU 1012 13	Plate Lock Sprocket	1	1	
20	39 1981 04	Socket Head Bolt	2	2	



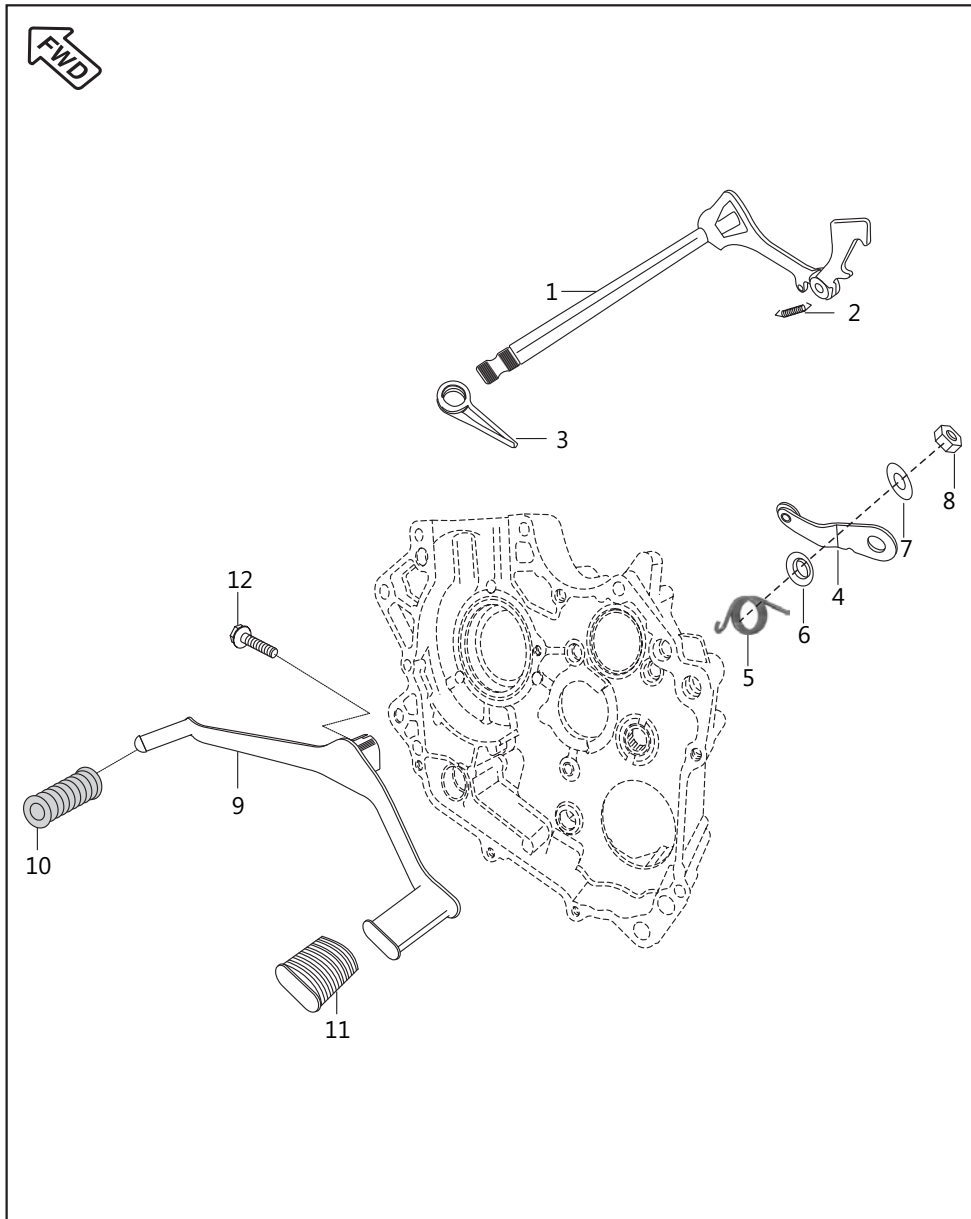
Transmission - UG 5 Gear

No.	Part No.	Description	Drum	Disc	Remarks
1	JZ 5510 10	Shaft Input W/O Gun Hole	1	-	
2	JZ 5512 02	Gear 4th Drive	1	-	
3	39 0987 17	Ring Snap	5	-	
4	JA 5510 02	Spline Washer	4	-	
5	JE 5512 01	Gear 3rd Drive	1	-	
5a	JZ 5512 13	Gear 5th Drive Forged	1	-	
6	JE 5512 00	Gear 2nd Drive	1	-	
7	JA 5510 04	Washer Thrust 2nd Drive	1	-	
8	JZ 5510 08	Shaft Output Forging Route	1	-	
9	JZ 5512 10	Bush 2nd Driven	1	-	
9a	JE 5512 05	Gear 2nd Driven	1	-	
10	JZ 5512 11	Gear 5th Driven Forged	1	-	
11	JE 5512 06	Gear 3rd Driven W/o Shot Peening	1	-	
12	JE 5512 16	Gear 4th Driven	1	-	
13	JZ 5512 05	Bush 1st Driven	1	-	
14	JE 5512 15	Gear 1st Driven	1	-	
15	JA 5510 08	Washer Thrust 1st Driven	1	-	
16	JA 5510 09	Collar Sprocket Drive	1	-	
17	59 2100 24	'O' Ring Collar Sprocket	1	-	
18	JZ 5510 04	Sprocket Drive	1	-	
19	DU 1012 13	Plate Lock Sprocket	1	-	
20	DS 1013 55	Socket Head Bolt	2	-	



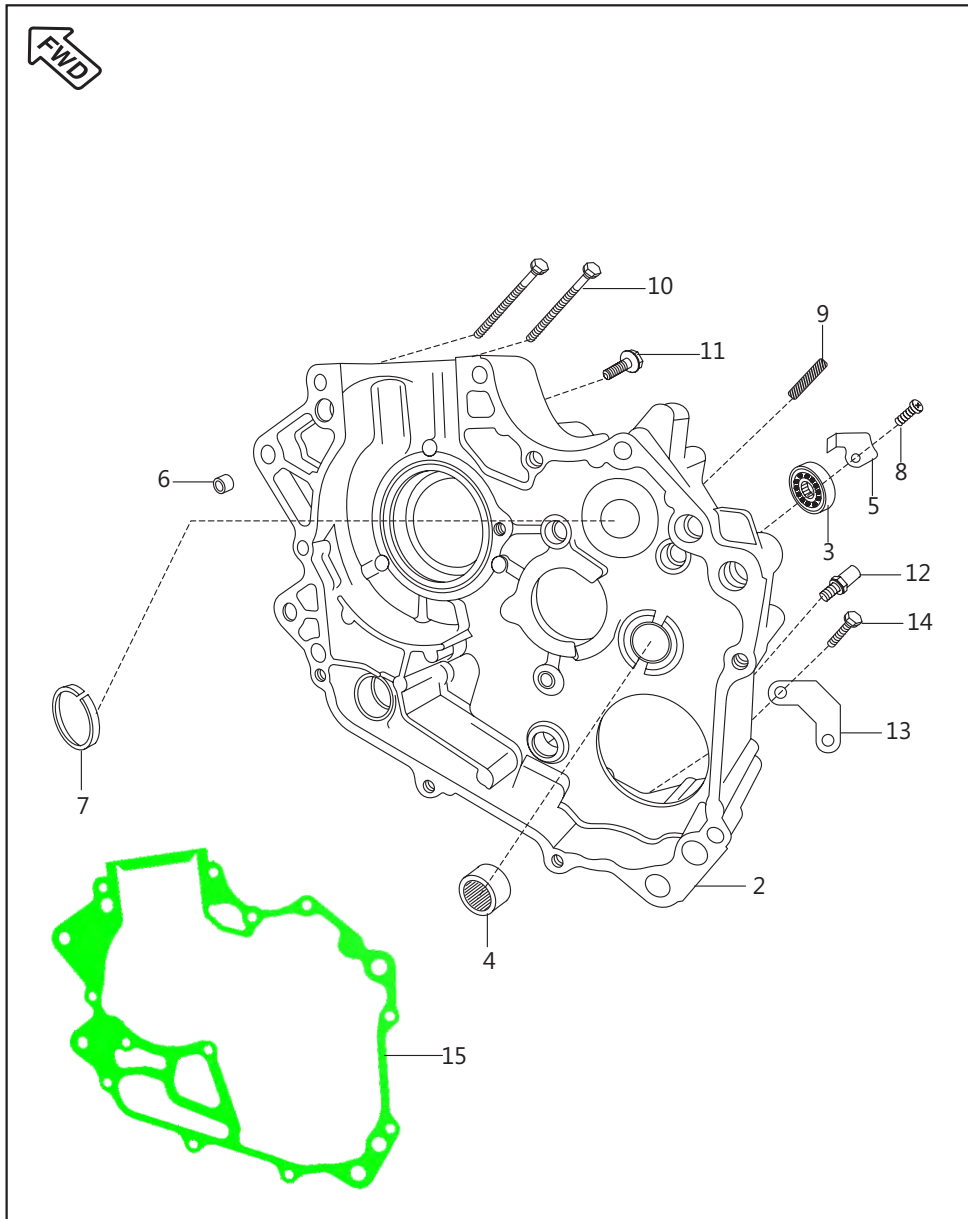
Change Drum / Shift Fork

No.	Part No.	Description	Drum	Disc	Remarks
1	PF 5610 00	Drum Complete Gear Shift	1	1	
	PF 5610 10	Drum Assembly Gear Shift	1	-	UG 5 Gear
2	39 0992 06	Dowel (Pin Drum Change)	5	5	
3	JA 5610 02	Cam Drum Change	1	1	
	JE 5610 05	Cam Drum Change	1	-	UG 5 Gear
4	JD 5610 11	Special Bolt Drum Change	1	1	M6 X 1
5	PF 5610 02	Shaft Gear Shift Fork	2	2	
	JD 5610 06	Shaft Gear Fork Shift	2	-	UG 5 Gear
6	JD 5610 04	Fork Gear Shift Output	1	1	
7	JZ 5610 02	Fork Gear Shift Input	1	1	



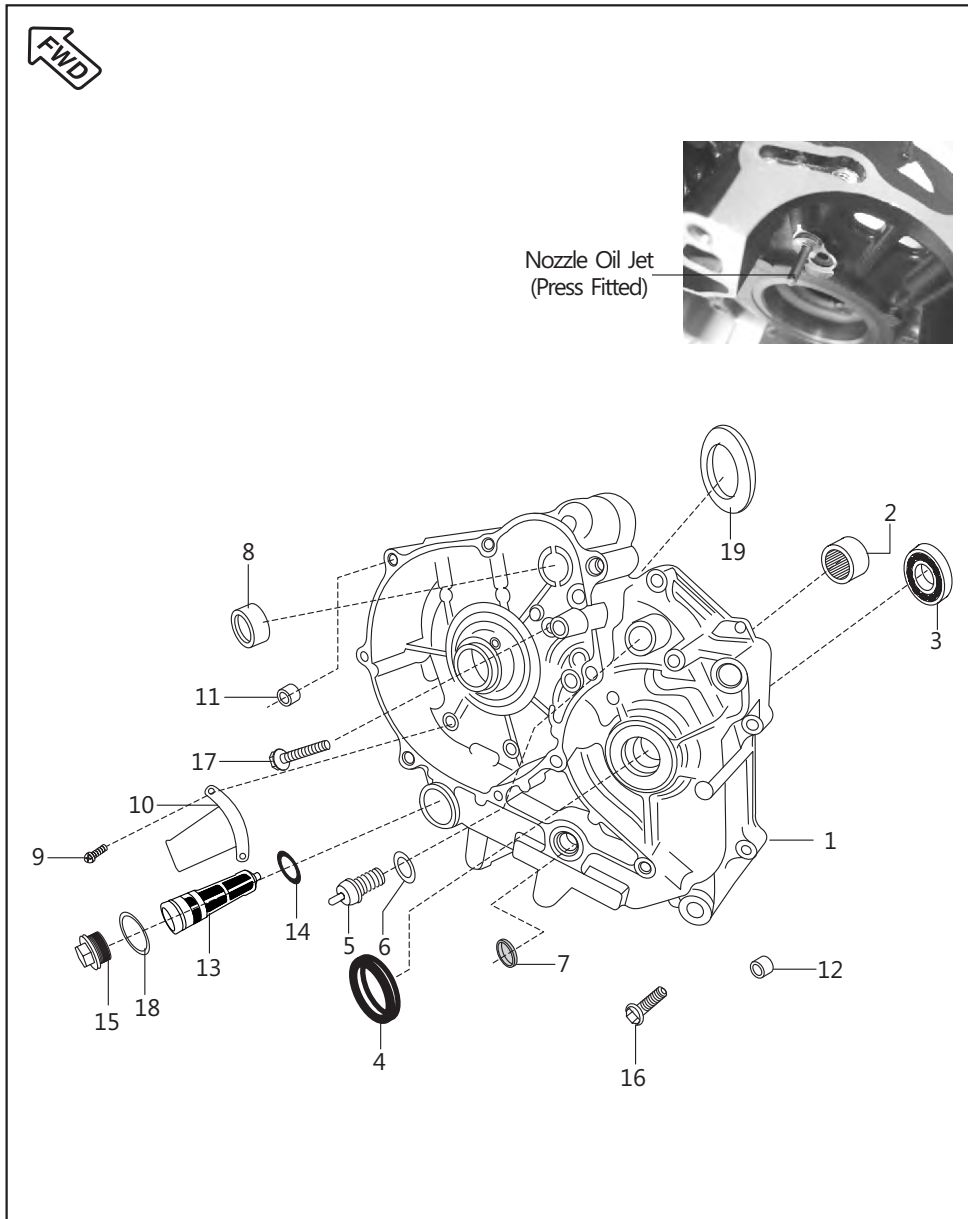
Gear Change Mechanism

No.	Part No.	Description	Drum	Disc	Remarks
1	PF 5612 00	Lever Gear Shift Comp	1	1	
	52 JZ02 64	Lever Comp Gear Shift	1	-	UG 5 Gear
2	JW 5612 06	Extension Spring	1	1	
3	JW 5612 08	Spring Gear Shift Return	1	1	
4	JA 5612 07	Inhibitor Complete Gear Shift	1	-	
	PA 5612 09	Inhibitor Comp	1	-	UG 5 Gear
	JH 5612 00	Inhibitor Gearshift C101	-	1	
5	JA 5612 08	Spring Inhibitor	1	-	
	JD 5612 04	Spring (Inhibitor)	1	-	UG 5 Gear
	PF 5612 03	Spring Inhibitor B104D	-	1	
6	JA 5612 09	Step Washer (Collar)	1	1	
7	39 2704 11	Plain Washer	1	1	
8	39 0817 15	Hex Nut / Flange - M6	1	1	
9	JZ 5614 15	Assembly Gear Shift Lever	1	1	
10	DH 1015 09	Damper	1	1	
11	DG 1013 39	Damper	1	-	
	JH 5614 04	Rubber Damper Gsl_c101	-	1	
12	LA D001 31	Bolt Flanged-m10x1.5x150xolv Grn	1	1	



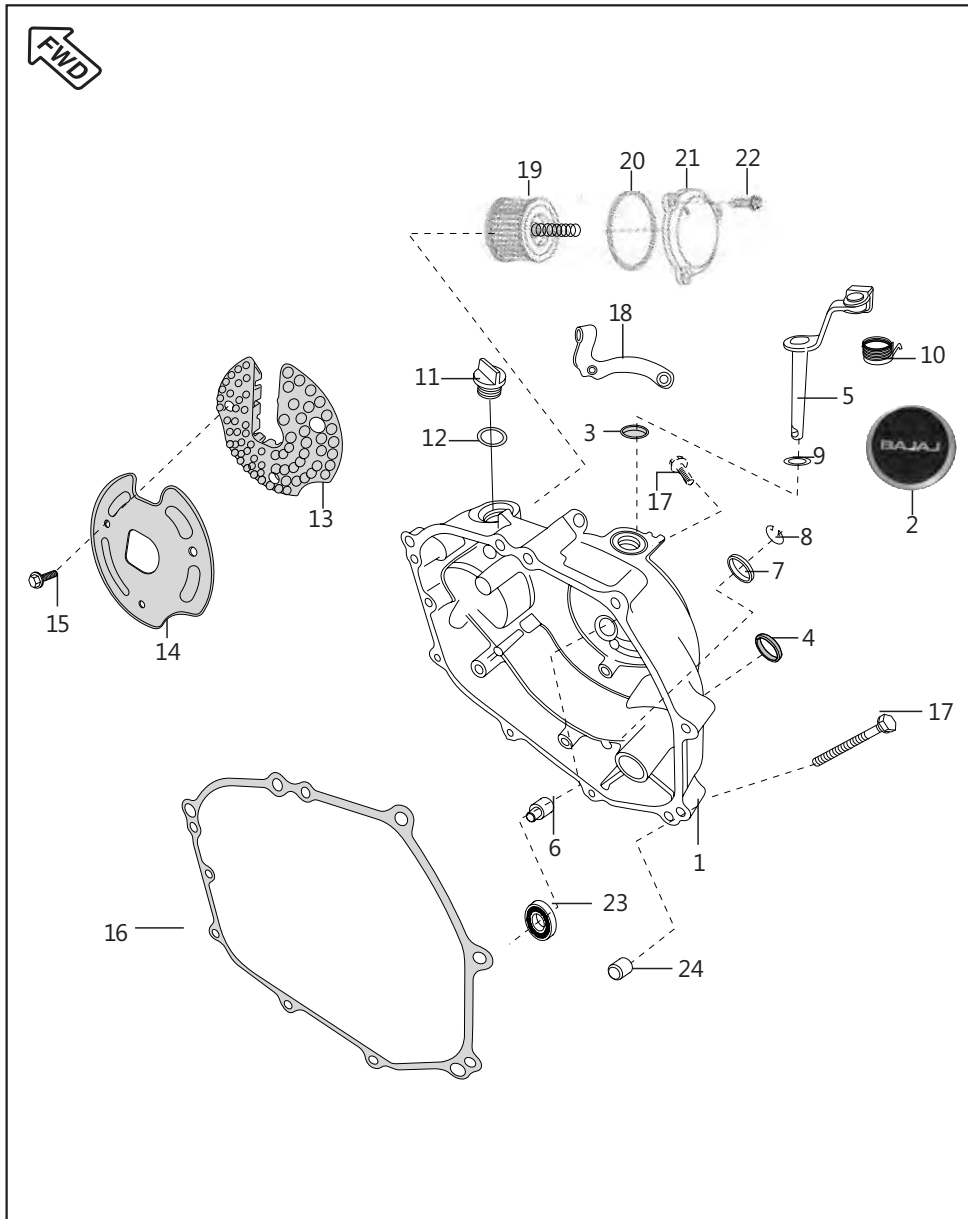
Engine Assembly / Crankcase RH

No.	Part No.	Description	Drum	Disc	Remarks
1	PF 5010 04	Engine Assembly	1	1	N.I. 4 Gear
	PF 5011 08	Engine Assembly	1	-	UG 5 Gear
2	36 PF00 05	Kit Assembly Crankcase RH	1	1	
	56 DY5E 3Q	Crankcase RH Silver (JH541007)	1	-	UG 5 Gear
3	KP BF62 03	Bearing Ball-C3 Clearance-hn3	1	1	For I/P Shaft.
4	JA 5410 11	Needle Roller Bearing	1	1	For O/P Shaft.
5	JA 5410 10	Stopper Plate	1	1	
6	39 1000 06	Dowel Pin	2	2	
7	PF 5410 18	Bushing Drum BM-150	1	1	
8	DH 1013 80	Screw	1	1	
9	52 JA00 27	Stud Inhibitor Mounting	1	1	
10	39 1740 04	Bolt M6 X 85 Silver	2	2	
11	59 0400 38	Bolt	1	1	
12	52 JA00 29	Bolt Shift Change	1	1	
13	JA 5410 12	Guide Kick	1	1	
14	LA E000 15	Flange Bolt - Small	2	2	
15	JH 5410 15	Gasket Crankcase	1	-	UG 5 Gear



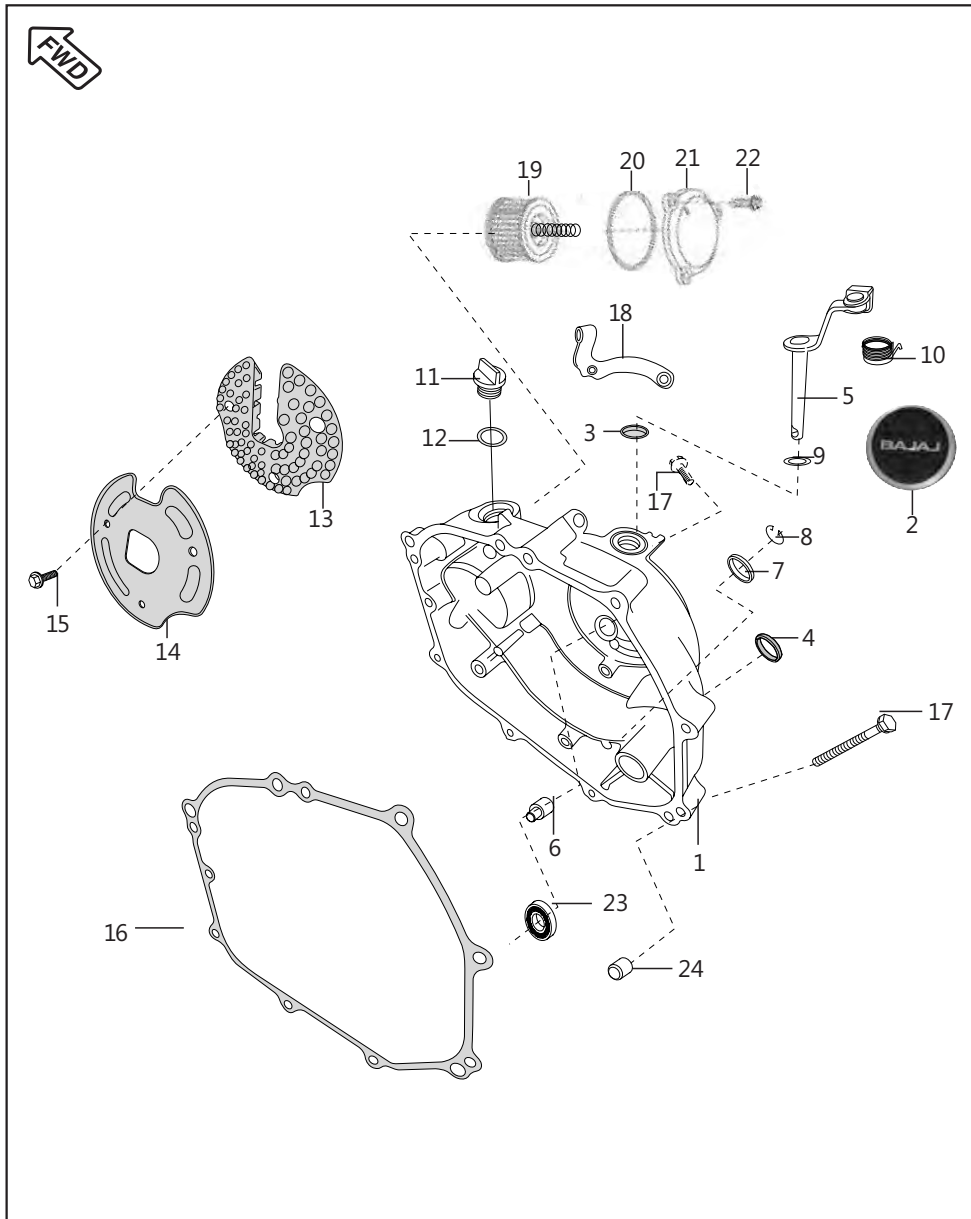
Crankcase LH

No.	Part No.	Description	Drum	Disc	Remarks
1	36 PF00 04	Kit Assembly Crankcase Magneto Side	1	1	NRB + Bush
	PF 5411 09	Crankcase LH	1	-	UG 5 Gear
2	39 2562 20	Needle Roller Bearing	1	1	
3	KP BF62 03	Bearing Ball-C3 Clearance-hn3	1	1	
4	39 1715 19	Seal Oil	1	1	Output Shaft
5	31 2010 81	Switch Complete	1	1	Neutral Switch
6	DH 1017 84	Gasket Neutral Switch (T.I.S)	1	1	
7	39 2190 19	Oil Seal	1	1	Shifter Shaft
8	JA 5410 05	Bush Bendix	1	1	
9	39 0747 01	Screw Pan Cross M6	2	2	
10	JA 5410 34	Stopper Gear Starter Aluminum	1	1	
	PF 6214 16	Stopper Gear Starter	1	-	UG 5 Gear
11	39 1000 06	Pin Dowel	4	4	
12	39 0999 06	Hollow Dowel Pin	4	4	
13	JG 5710 24	Mesh Oil Filter Assembly	1	1	
14	LJ A000 04	'O' Ring Strainer	1	1	
15	JV 5410 06	Cap Oil Filter	1	1	
16	59 0400 38	Bolt	6	6	
17	39 1759 04	Bolt (M6 X 1 X 55L)	1	1	Crankcase Mounting
18	59 2100 23	Ring 'O'	1	1	
19	JD 5410 00	Damper Crankshaft	1	-	
	JE 5410 38	Damper Crankshaft D106a	-	1	



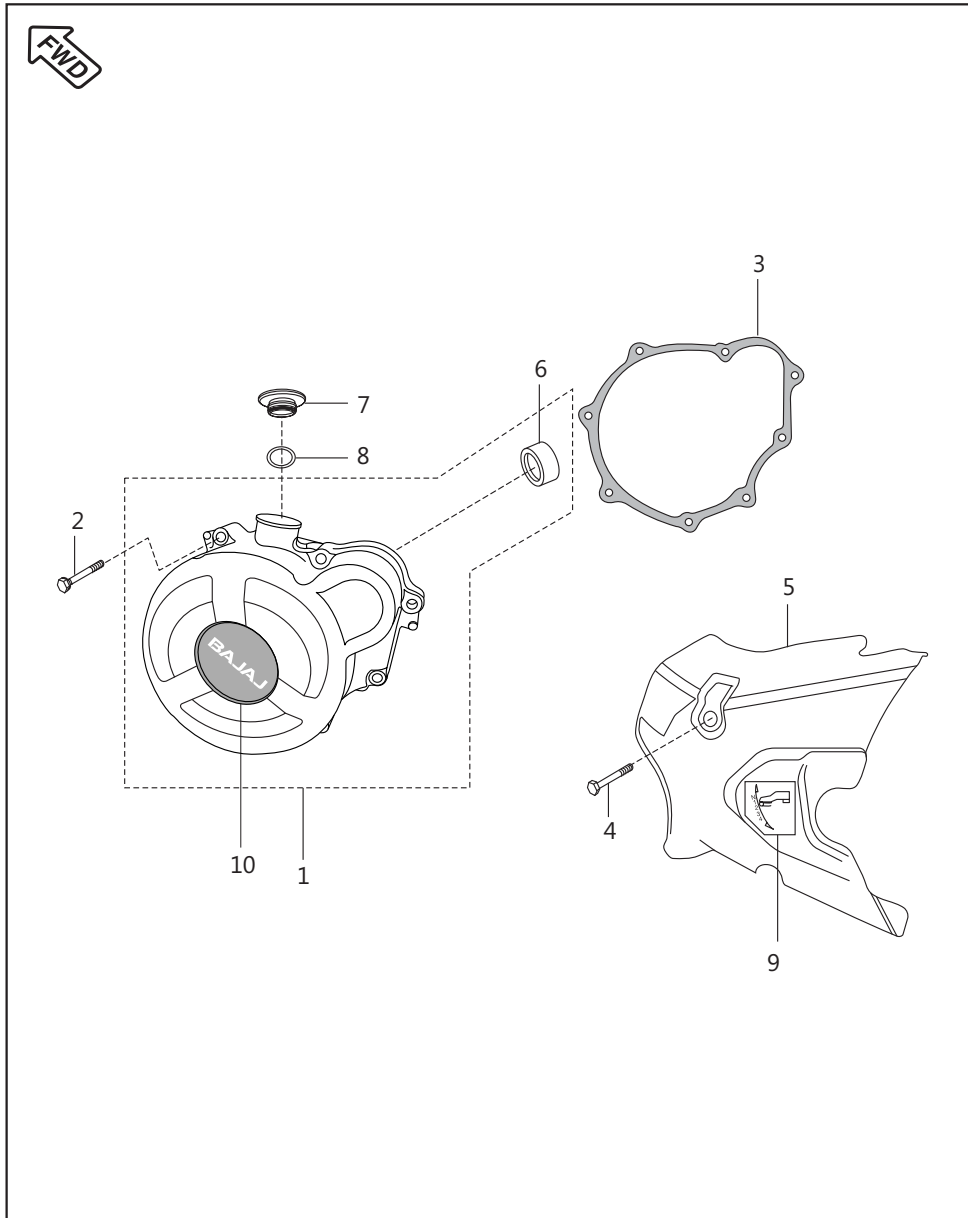
Cover RH

No.	Part No.	Description	Drum	Disc	Remarks
1	36 PF00 08	Kit Assembly Clutch Cover	1	1	Gauge +Circlip
	56 JV1V 3Q	Silver Cover Clutch (DY541201)	1	-	UG 5 Gear
2	JK 5412 14	Decal	1	1	
	JV 5412 25	Label Cover Clutch	1	-	UG 5 Gear
3	39 1041 19	Oil Seal Clutch Lever	1	1	
4	30 1011 42	Oil Seal (Kick Shaft)	1	1	
5	JV 5412 08	Shaft Clutch Release	1	1	
6	JE 5514 01	Rod Push	1	1	
	JE 5514 08	Rod Push	1	-	UG 5 Gear
7	DG 1014 18	Gauge	1	1	Oil Level Check
	JL 5412 27	Window Oil Guage	1	-	UG 5 Gear
8	DS 1012 15	Wire Circlip	1	1	
9	JA 5412 36	Plain Washer	1	1	
10	JA 5412 37	Spring Torsion Clutch Lever	1	-	
	JE 5412 14	Spring Torsion Clutch Lever	-	1	
11	JA 5412 11	Cap Oil Filler	1	1	
12	JA 5412 25	'O' Ring Cap Oil Filler	1	1	
13	JK 5412 12	Damper Clutch Cover PL BM-150	1	-	
14	JA 5412 16	Plate Damper	1	-	
15	LA D000 18	Bolt Flanged M5x0.8x10	3	-	
16	JA 5412 12	Gasket Clutch Cover	1	1	
17	59 0400 38	Bolt Flange	8	8	
18	JV 5412 09	Bracket Clutch Cable	1	1	
	PF 5412 55	Bracket Clutch Cable	1	-	UG 5 Gear
19	DD 1211 81	Oil Filter Element	1	1	
20	39 1671 21	'O' Ring	1	1	



Cover RH

No.	Part No.	Description	Drum	Disc	Remarks
21	JV 5412 05	Cap Filter	1	-	
	PF 5412 54	Cap Filter	1	-	UG 5 Gear
	JA 5412 19	Cap Filter	-	1	
22	39 1673 04	Bolt Flange M6	3	3	
	LA E000 05	Bolt Flanged	3	-	Ref.Cir.IB-321
23	14 1510 33	Bearing - Ball	1	1	
	KP AA62 00	Bearing Ball Ordinary Clearance	1	1	Ref.Cir.IB-366
24	39 0999 06	Pin Hollow Dowel	2	2	



Cover Magneto

No.	Part No.	Description	Drum	Disc	Remarks
1	36 PF00 07	Kit Assembly Cover Magneto	1	1	With Bush
	52 PF17 35	Cover Magneto	1	-	UG 5 Gear
2	KA ED06 40	Bolt Flanged Small	8	8	
3	JA 5412 05	Gasket Magneto Cover	1	1	
	PF 5412 86	Gasket Cover Magneto	1	-	UG 5 Gear
4	59 0400 38	Bolt	2	2	
5	JV 5412 12	Cover LH Rear Complete	1	1	
	PF 5412 87	Cover Assembly LH Rear	1	-	UG 5 Gear
6	JA 5410 05	Bush	1	1	For Drive Gear Assly.
7	JA 5412 33	Cap TDC Finder	1	1	
8	30 1011 95	'O' Ring	1	1	
9	DS 1611 50	Sticker Gear Shifting	1	1	
	JZ 5412 37	Label Gear Shift	1	-	UG 5 Gear
10	JK 5412 14	Decal	1	-	
	PF 5412 49	Label Magneto Cover	1	-	UG 5 Gear
	PF 5412 17	Label Cover Boxer	-	1	

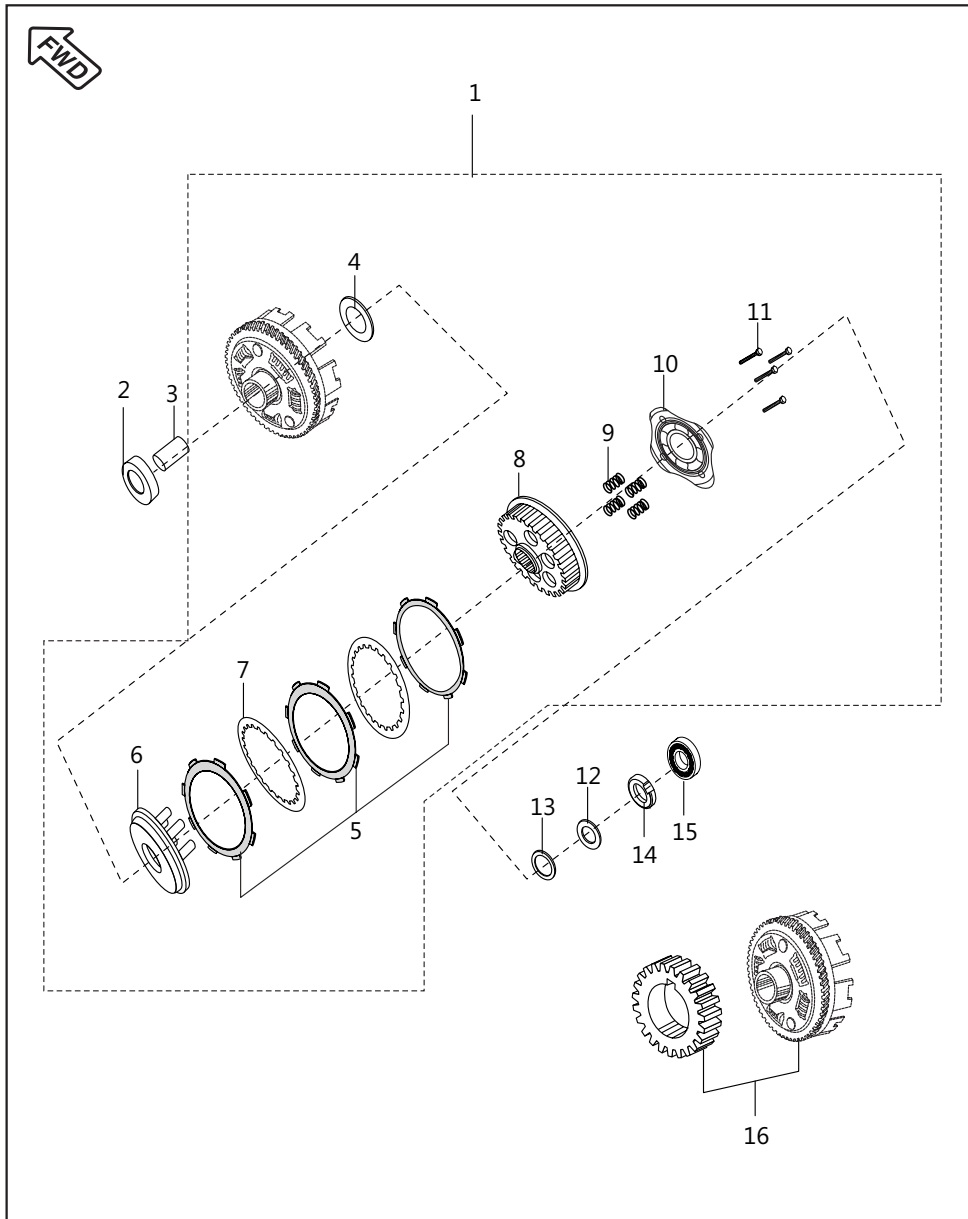
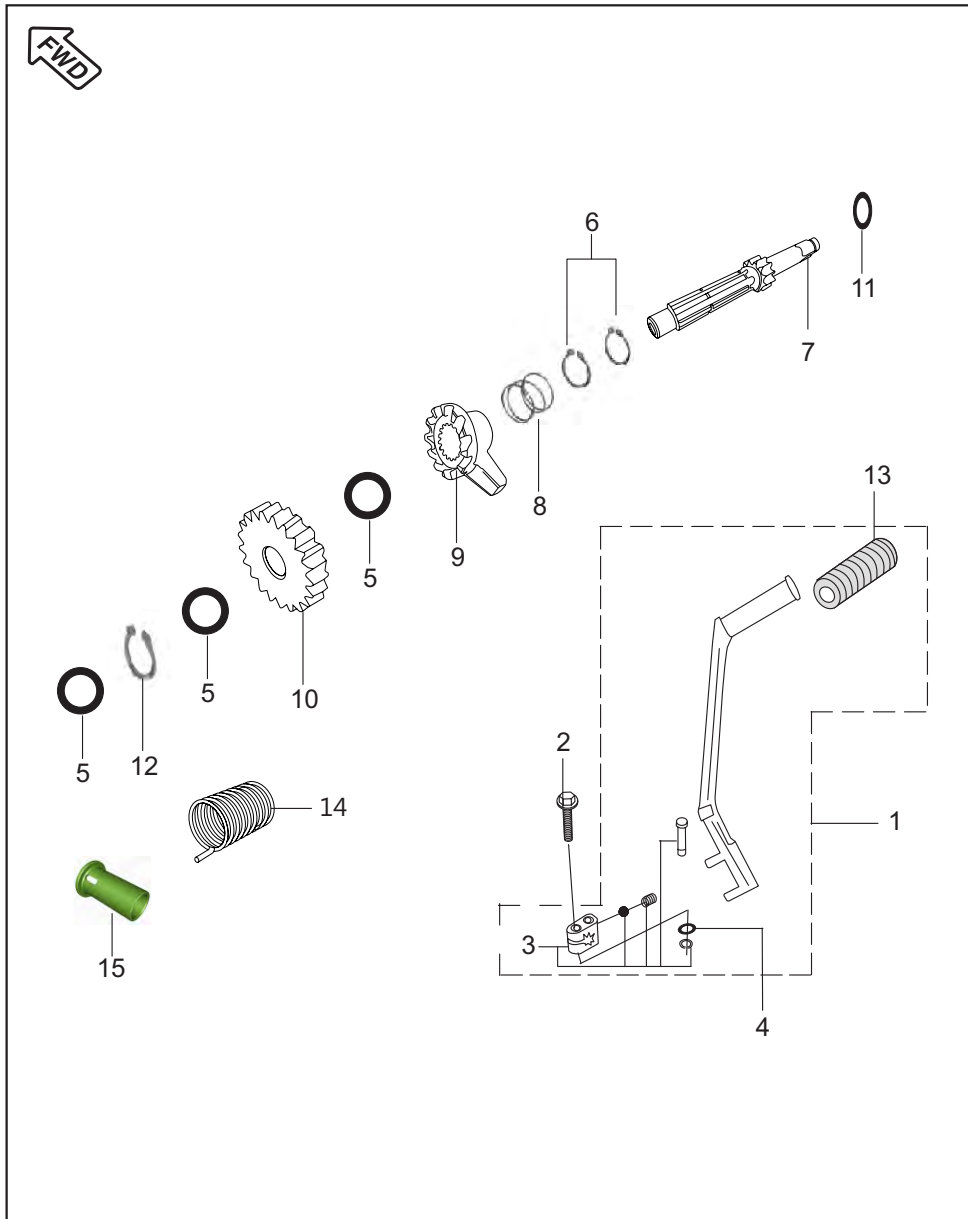


Plate No.: 15

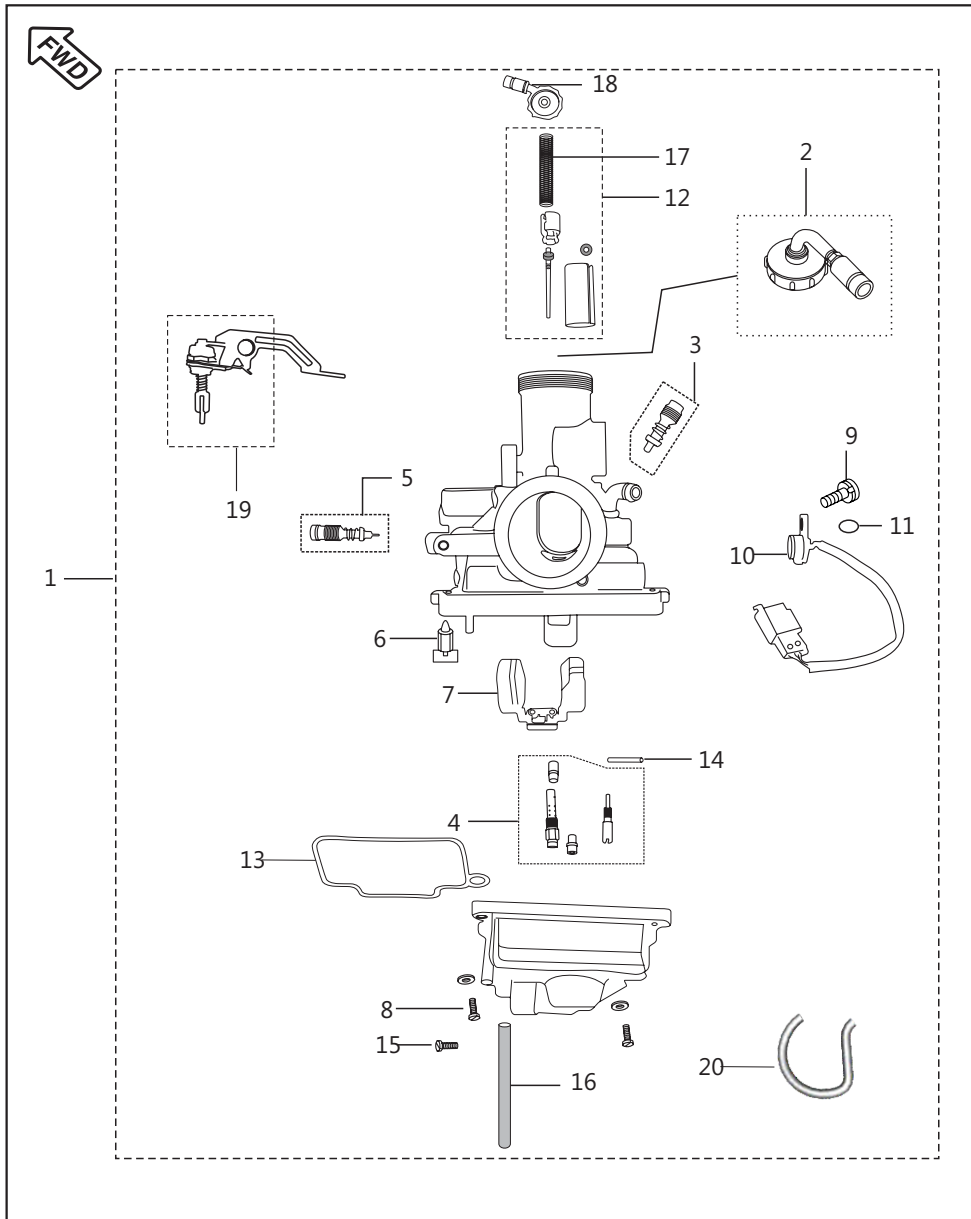
Clutch

No.	Part No.	Description	Drum	Disc	Remarks
1	PF 5514 03	Clutch Assembly Complete	1	1	
2	JD 5514 00	Spacer Clutch Assembly	1	1	
3	JA 5514 06	Collar Clutch	1	1	
4	39 2600 11	Washer	1	1	
5	36 PF00 09	Kit Plate Friction	1	1	Refer Page No.107
6	JA 5514 14	Wheel Clutch	1	1	
7	JA 5514 19	Plate Clutch (Steel Plate)	4	4	
8	JA 5514 15	Hub Clutch	1	1	
9	PF 5514 05	Compression Spring	4	4	
10	PF 5514 06	Holder Clutch	1	1	
11	39 1553 04	Bolt Flange M6	4	4	
12	39 2200 11	Belleville Washer	1	1	
13	39 0240 11	Plain Washer	1	1	
14	DH 1016 48	Nut Special Clutch Center Lock	1	1	L.H. Threads
15	14 1510 33	Bearing - Ball	1	1	10 X 30 X 9
	KP AA62 00	Bearing Ball Ordinary Clearance	1	1	Ref.Cir.IB-366
16	36 JZ00 03	Set Primary Drive & Driven	1	1	Refer Page No.107



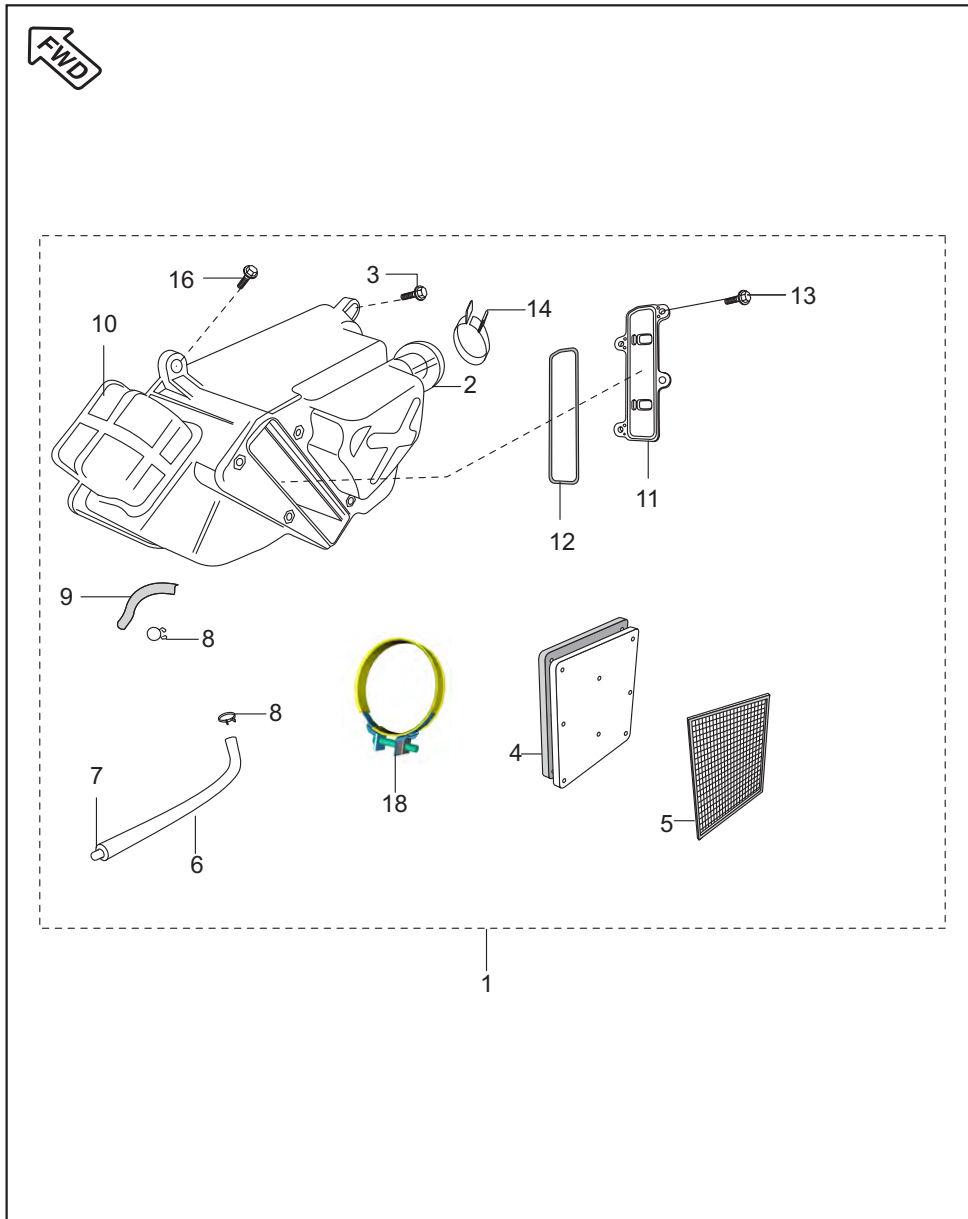
Kick Starter Mechanism

No.	Part No.	Description	Drum	Disc	Remarks
1	JA 6212 01	Lever Assembly Kick	1	1	
	PA 6212 03	Lever Assembly Kick	1	-	UG 5 Gear
2	JA 6212 06	Bolt Special	1	1	
3	36 DU10 07	Boss Kick Set	1	1	Refer Page No.105
	36 JH00 09	Kit Boss Kick Set	1	-	UG 5 Gear
4	22 1502 41	Plain Washer	1	1	
5	39 0993 11	Plain Washer Small	3	3	
6	39 0738 17	Circlip Shaft	2	2	
7	JA 6210 01	Shaft Kick	1	1	
	PA 6210 07	Shaft Kick	1	-	UG 5 Gear
8	DS 1011 17	Spring Kick Starter Ratchet	1	1	
9	JA 6210 02	Ratchet	1	1	
10	JZ 6210 00	Gear Kick Pinion	1	1	
	PA 6210 08	Gear Kick Pinion	1	-	UG 5 Gear
11	JA 6210 06	Washer Thrust (16.2 X 25 X 0.5)	1	1	
12	39 2408 17	Circlip	1	1	
13	DD 1010 97	Kick Rubber	1	1	
14	JE 5410 08	Spring Kick Starter Return	1	1	
	JE 6210 03	Spring	1	-	UG 5 Gear
15	JE 6210 04	Sleeve	1	-	UG 5 Gear



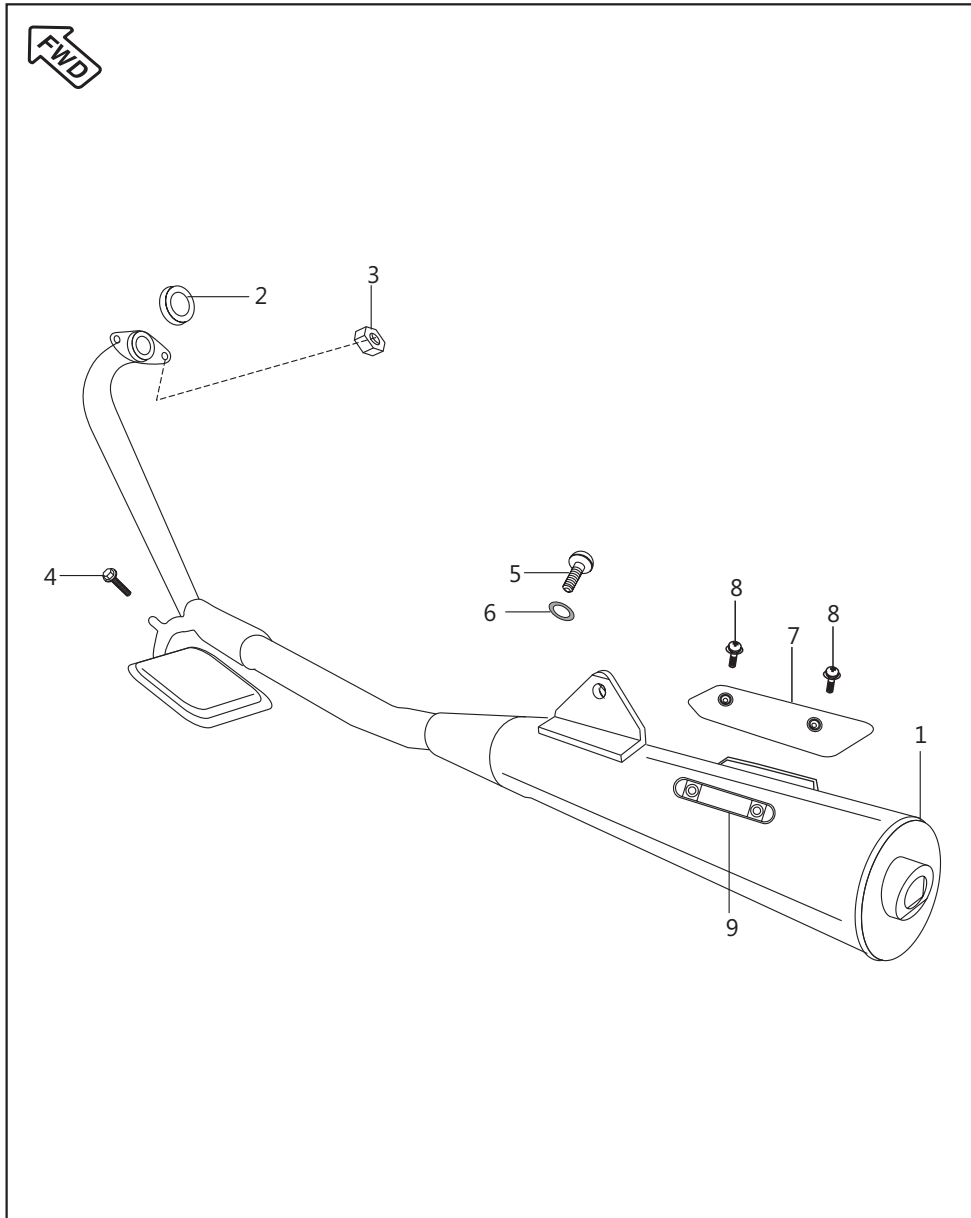
Carburettor

No.	Part No.	Description	Drum	Disc	Remarks
1	PF 5812 00	Carburettor Assembly	1	1	
	PF 5812 68	Carburettor Assembly	1	-	UG 5 Gear
2	JA 5812 23	Mixing Cap Assembly	1	1	
3	DH 1211 69	Pilot Screw Kit	1	1	Refer Page No.105
4	36 PF00 21	Kit Jet BM 150	1	1	
5	36 JZ00 16	Idling Screw Kit	1	1	Refer Page No.106
6	JA 5812 21	Needle Valve Assembly	1	1	
7	24 1213 65	Float Complete	1	1	
8	CB 1210 42	Screw Washers Bowl M4x14	4	4	
9	39 1062 04	Screw TPS	1	1	
10	JB 5812 02	Throttle Position Sensor	1	1	
11	JB 5812 04	"O" Ring (TPS)	1	1	
12	36 PF00 22	Kit Piston Valve BM 150	1	1	Refer Page No.106
13	36 PF00 24	Kit Carburetor Gasket/O Ring	1	1	N.I. Refer Page No.106
14	24 1210 69	Arm Pin Float	1	1	
15	JA 5813 14	Drain Screw	1	1	
16	JZ 5812 20	Hose Drain	1	1	
17	JZ 5812 16	Spring	1	1	
18	JA 5812 91	Cable Adjuster	1	1	
19	36 PF00 23	Kit Choke Plunger BM 150	1	1	Refer Page No.106
20	30 1210 04	Ring - Snap	1	1	



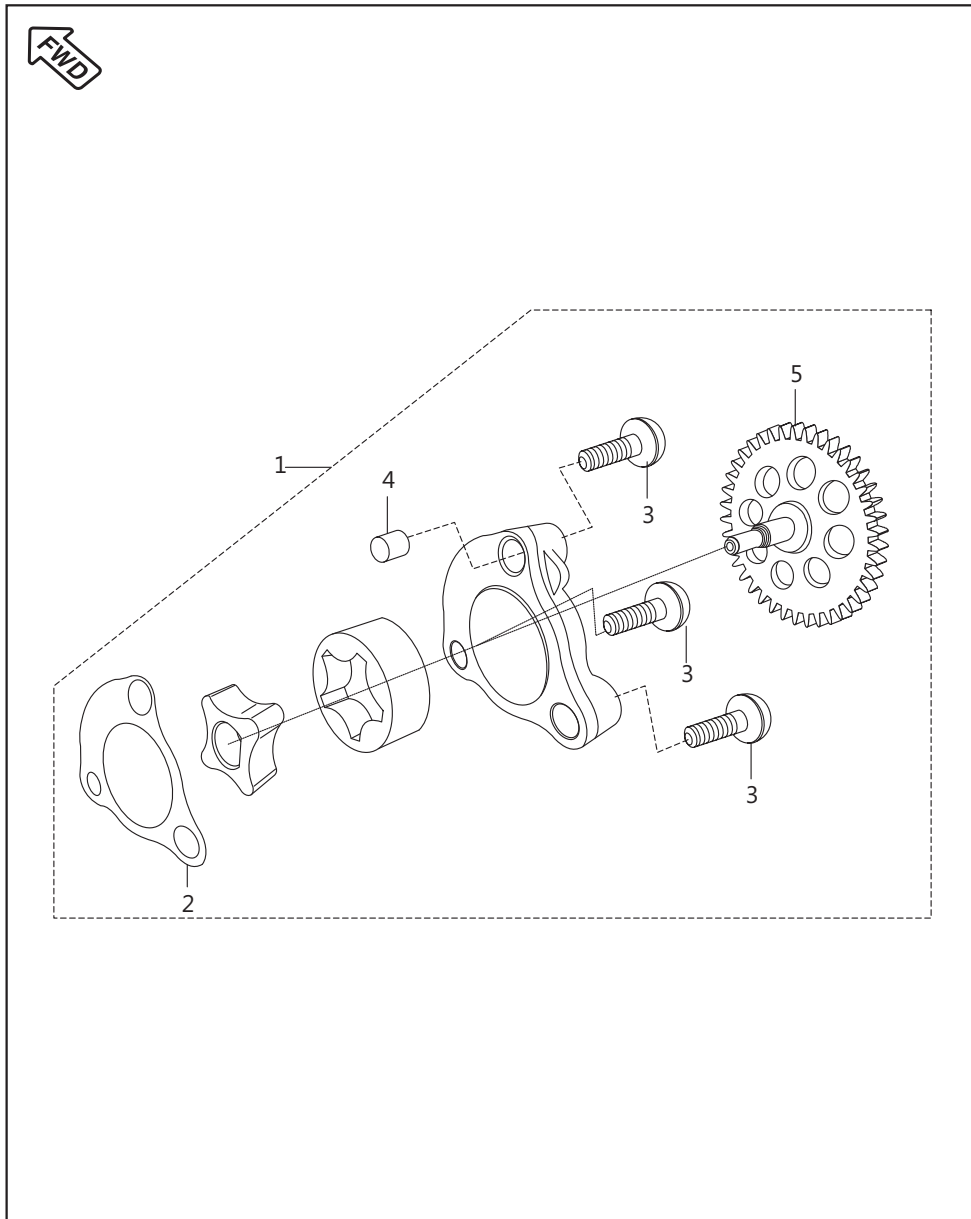
Air Cleaner Complete

No.	Part No.	Description	Drum	Disc	Remarks
1	PF 5810 03	Air Filter Assembly	1	1	
2	PF 5810 02	Duct Air Intake	1	1	Intake
3	DF 1614 26	Bolt - Stepped with Flange	2	2	
4	PF 5810 12	Element Air Filter	1	1	
5	JA 5810 09	Flame Arrester	1	1	
6	JA 5810 12	Tube Drain	1	1	
7	DS 1211 26	Plug	1	1	
8	DP 1210 25	Clamp	1	1	
9	JA 5110 11	Hose Breather	1	1	
10	JB 5810 01	Air Intake Duct	1	1	
11	PF 5810 19	Cartridge Cover Assembly	1	1	
12	JA 5810 11	'O' Ring Cartridge Cover	1	1	
13	39 1773 04	Flange Bolt	4	4	
14	DH 1210 38	Clamp	1	1	
15	39 1779 02	Self Tapping Screw	2	2	
16	39 1677 04	Hex Head Screw	2	2	
17	JE 5910 02	Gasket Exhaust	1	1	N.I
18	AA 1210 45	Clamp (Duct Carburettor)	1	1	



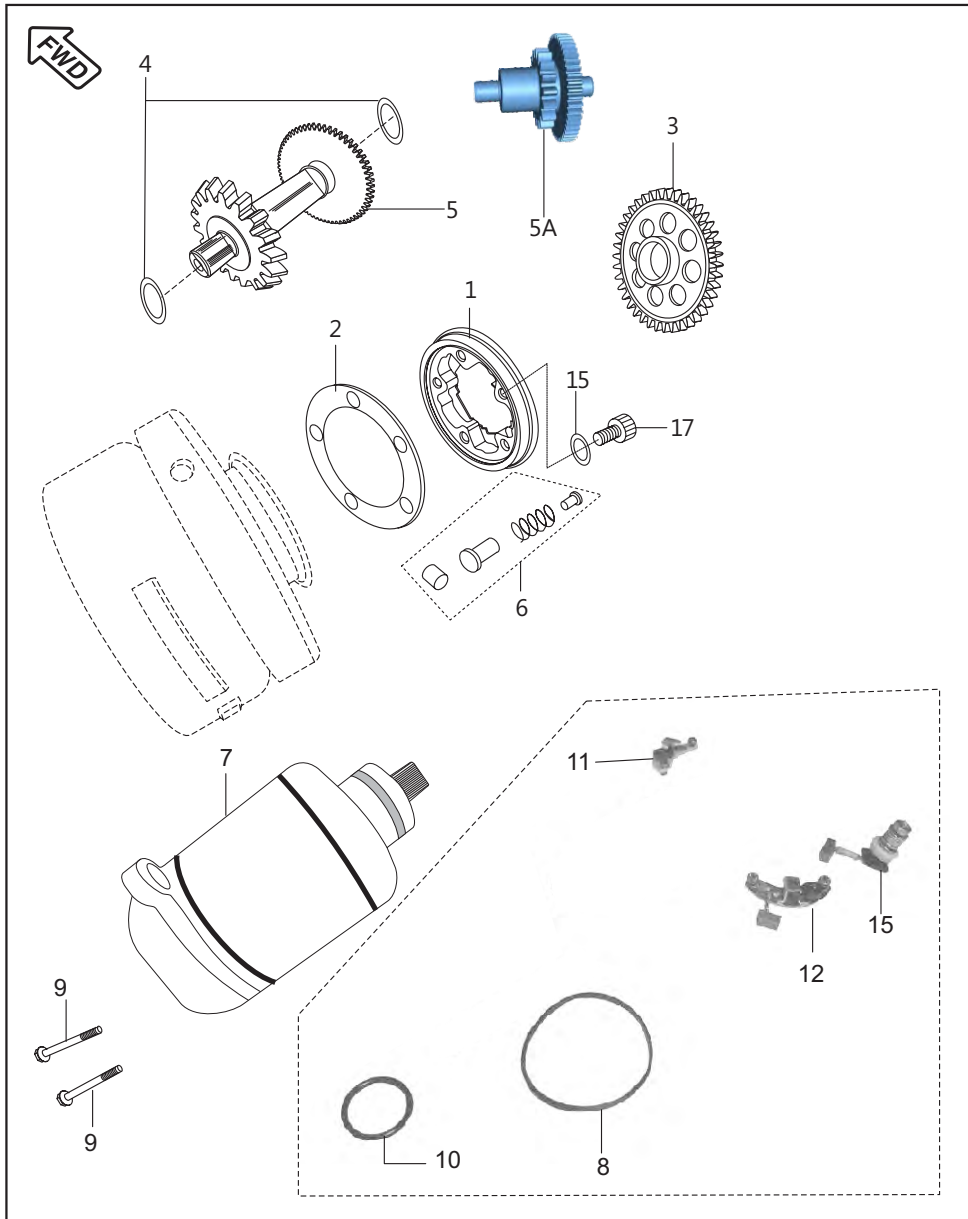
Silencer Assembly

No.	Part No.	Description	Drum	Disc	Remarks
1	36 PF00 25	Kit Silencer W/o Shield	1	-	
	PF 5910 79	Silencer Assembly	1	1	W/O CAT, Wire with Shield
	PF 5910 59	Silencer Assembly	1	1	W/O CAT, W/O Wire Shield
2	CB 1011 14	Gasket Exhaust Mounting	1	-	
	JE 5910 02	Gasket Exhaust	1	1	Ref.Cir.IB-321
3	39 2295 15	Flange Nut	2	2	
4	39 2754 04	Bolt Hex with Flange M5	1	1	
5	39 2722 04	Bolt M10 x 1.25	1	1	
6	JB 1130 05	Washer	2	2	
7	PF 5910 45	Shield Muffler	1	1	
8	DH 1016 07	Truss Screw	4	4	
9	PF 5910 43	Wire Shield	1	1	



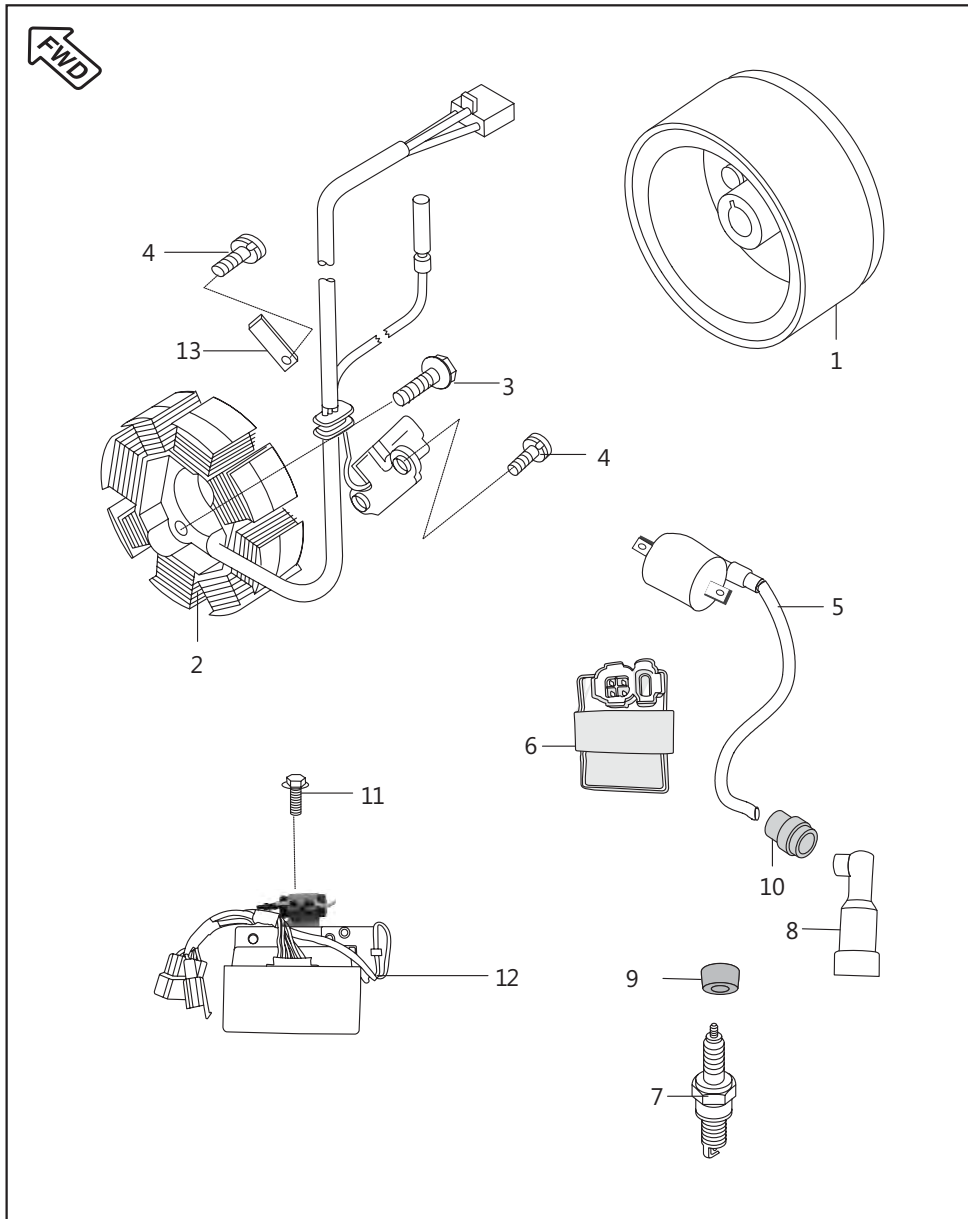
Oil Pump

No.	Part No.	Description	Drum	Disc	Remarks
1	PF 5710 00	Oil Pump Assembly	1	1	
2	JA 5410 16	Gasket Case Oil Pump	1	1	Not Part of Assly.
3	FD 1010 78	Pan Head Screw M6 X 1 X 3DL	3	3	Not Part of Assly.
4	39 0999 06	Dowel	2	2	Not Part of Assly.
5	PF 5710 01	Gear Oil Pump	1	1	



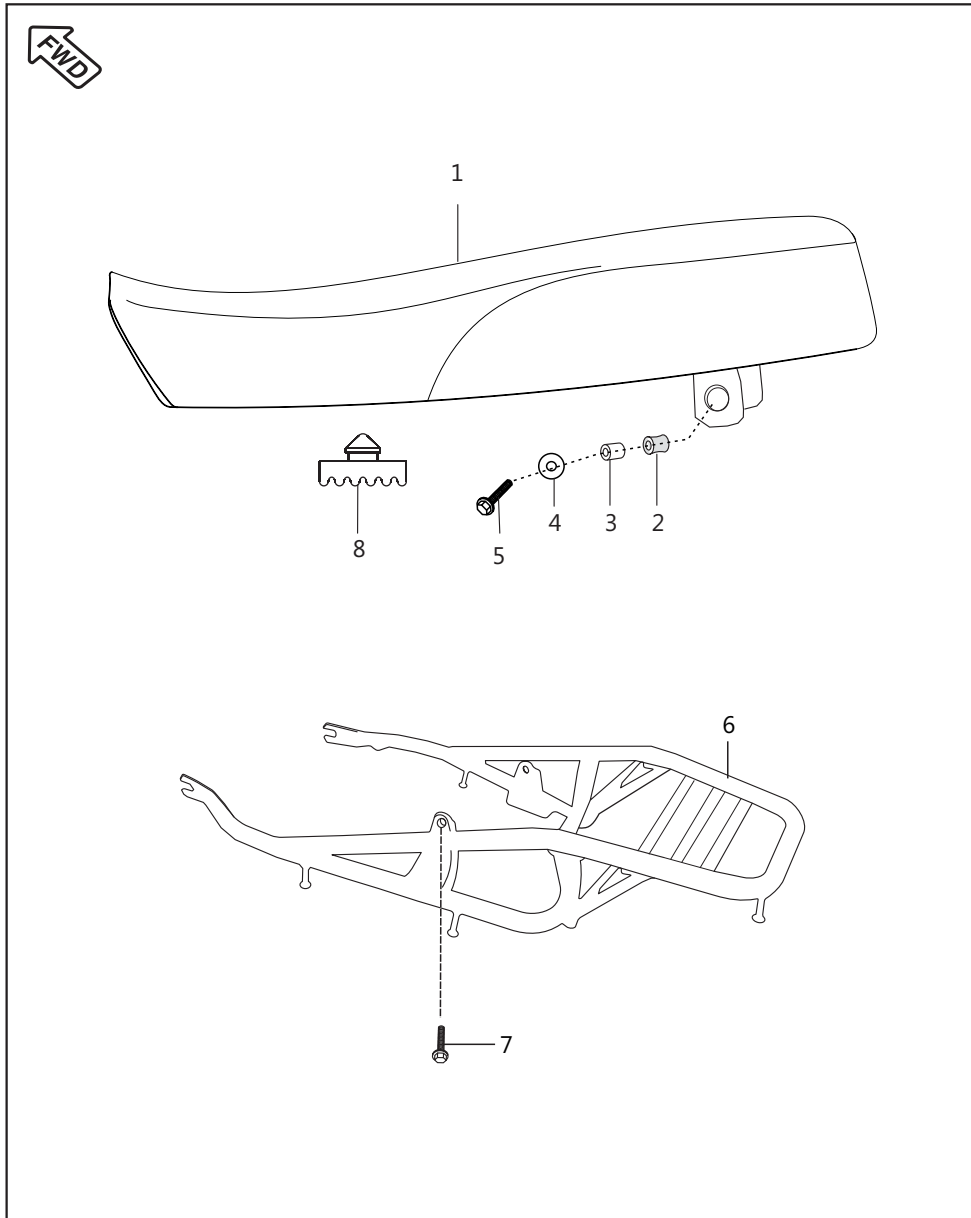
Starter Assembly

No.	Part No.	Description	Drum	Disc	Remarks
1	JA 6214 14	Body Complete Starter Clutch	1	1	
	GL 6214 14	One Way Clutch_10 Roller	1	-	UG 5 Gear
2	DH 1017 81	Plate Roller Clutch	1	1	
3	JZ 6214 05	Gear Starter	1	1	
	JH 6214 03	Gear Starter Clutch Assembly	1	-	UG 5 Gear
4	JA 6214 02	Washer	2	2	
5	JA 6214 06	Starter Drive Assembly	1	1	
5A	JH 6214 07	Gear Drive Starter Clutch	1	-	UG 5 Gear
6	36 JZ00 08	Starter Clutch Repair Kit	1	1	Refer Page No.107
7	PF 3516 00	Motor Assembly	1	1	
	JH 3516 03	Motor Starter	1	-	UG 5 Gear
8	JA 3516 06	Sealing Ring (Flash)	1	1	
	JA 3516 26	Sealing Ring (Lucas-TVS)	1	1	
9	LA D000 11	Flange Bolt M6x20	2	2	Motor Mounting
10	JA 3516 02	'O' Ring For Spigot (Flash)	1	1	
	JA 3516 27	'O' Ring For Spigot (Lucas-TVS)	1	1	
11	JA 3516 08	+ve Brush Holder Assembly (Flash)	1	1	
12	JA 3516 09	-ve Brush Holder Assembly (Flash)	1	1	
13	JA 3516 18	Brush & Earth Plate Assembly	1	1	N.I. (Lucas-TVS)
14	JA 3516 24	Brush Spring (Lucas-TVS)	1	1	N.I.
15	JA 3516 19	Terminal Assembly (Lucas-TVS)	1	1	
16	39 0849 14	Washer lock - Toothed	3	3	
17	DH 1013 80	Screw - Pan - Pre coated	3	3	



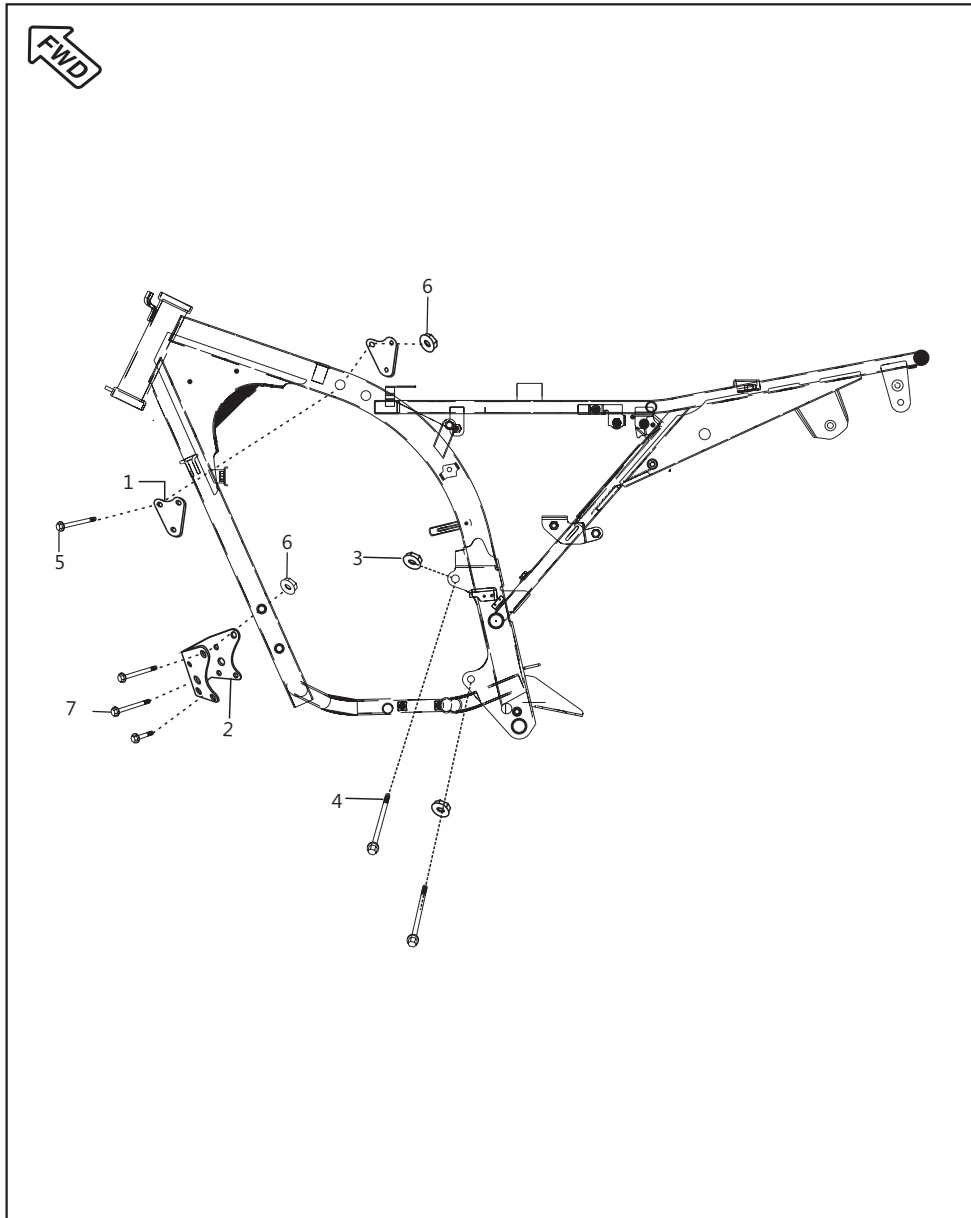
Magneto, CDI & H.T. Coil

No.	Part No.	Description	Drum	Disc	Remarks
1	PF 3510 03	Rotor Assembly	1	1	
	PA 3510 27	Rotor Assembly	1	-	UG 5 Gear
2	PF 3510 04	Stator Assembly Complete	1	1	
	PF 3510 69	Stator Assembly	1	-	UG 5 Gear
3	39 1674 04	Bolt Flange M6 X 28	2	2	
	KA ED06 25	Bolt-Flange	2	1	Ref.Cir.IB-321
4	DH 1013 80	Pan Head Screw M6 X 12	3	3	
5	JV 3512 04	H. T. Coil With Cable	1	1	
6	PF 3512 01	C.D.I. Assembly	1	1	
	PF 3512 42	C.D.I.	1	-	UG 5 Gear
7	DD 1110 18	Spark Plug PRZ9 HC	1	1	
	CF 1110 19	Spark Plug UR4AC	1	1	
8	DD 1110 48	Spark Plug Cap	1	1	
9	DD 1110 11	Grommet Spark Plug Cap	1	1	
10	DD 1110 12	Grommet for HT Cable	1	1	
11	39 1943 04	Bolt Flange M6	2	2	
12	JN 4020 00	DC Regulator With Capacitor	1	1	
	JW 4020 01	Dc Regulator With Capacitor	1	-	UG 5 Gear
13	JA 5410 28	Lock Plate	1	1	
14	39 0745 01	Screw Pan Cross - M6	4	4	N.I.



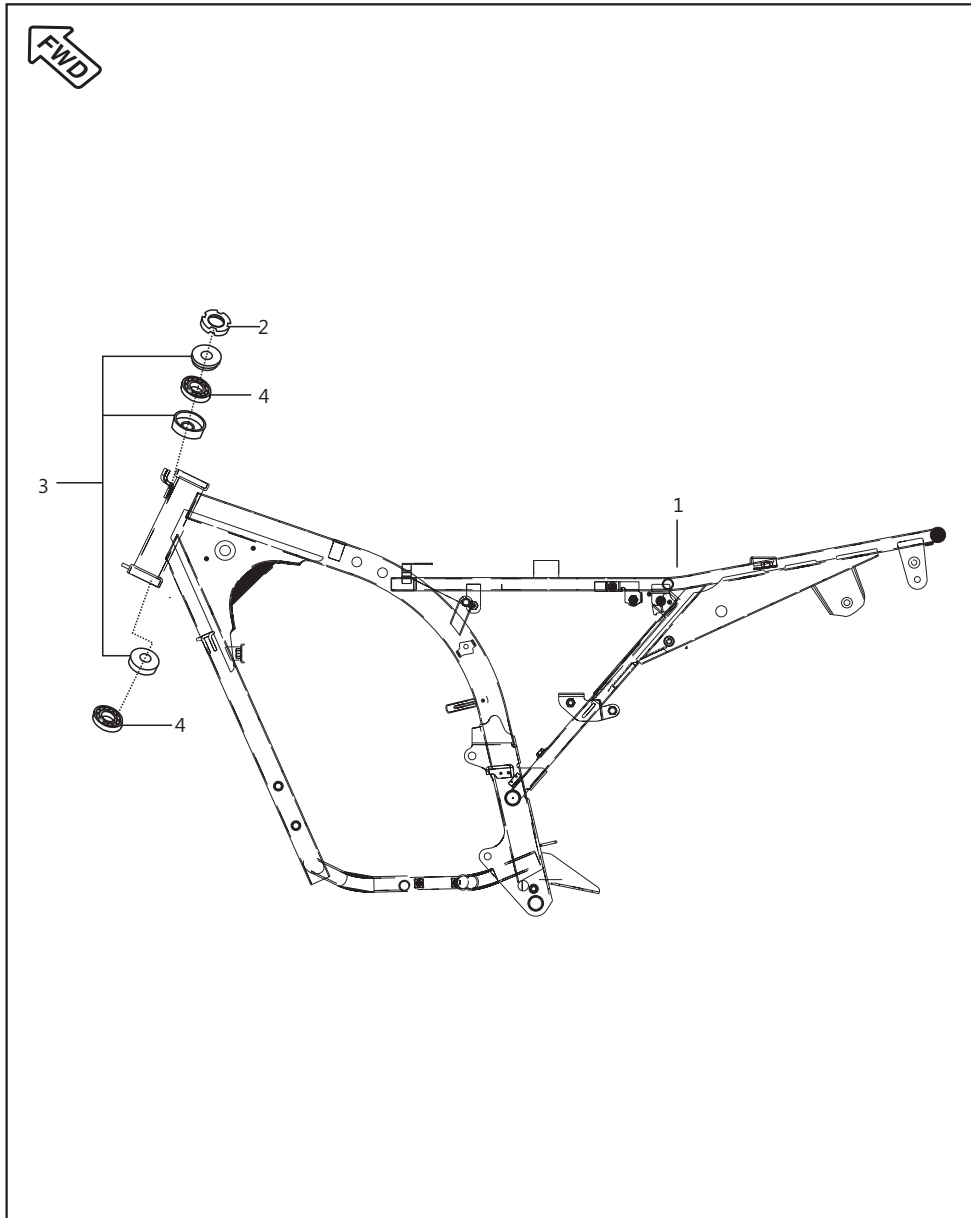
Seat Assembly

No.	Part No.	Description	Drum	Disc	Remarks
1	PF 1910 00	Seat Assembly Complete (Profile Seat)	1	1	
	JV 1910 01	Seat Assembly Complete (Flat Seat)	1	-	
2	FD 2110 06	Grommet Seat	2	2	
3	FD 2110 07	Spacer Seat	2	2	
4	39 1211 11	Washer Plain	2	2	
5	LA C000 21	Bolt Hexagon Socket Head	2	2	
6	PF 2314 05	Grip Frame	1	1	
7	39 1556 04	Bolt Flange	2	2	
8	DP 2110 09	Damper For Seat	7	7	



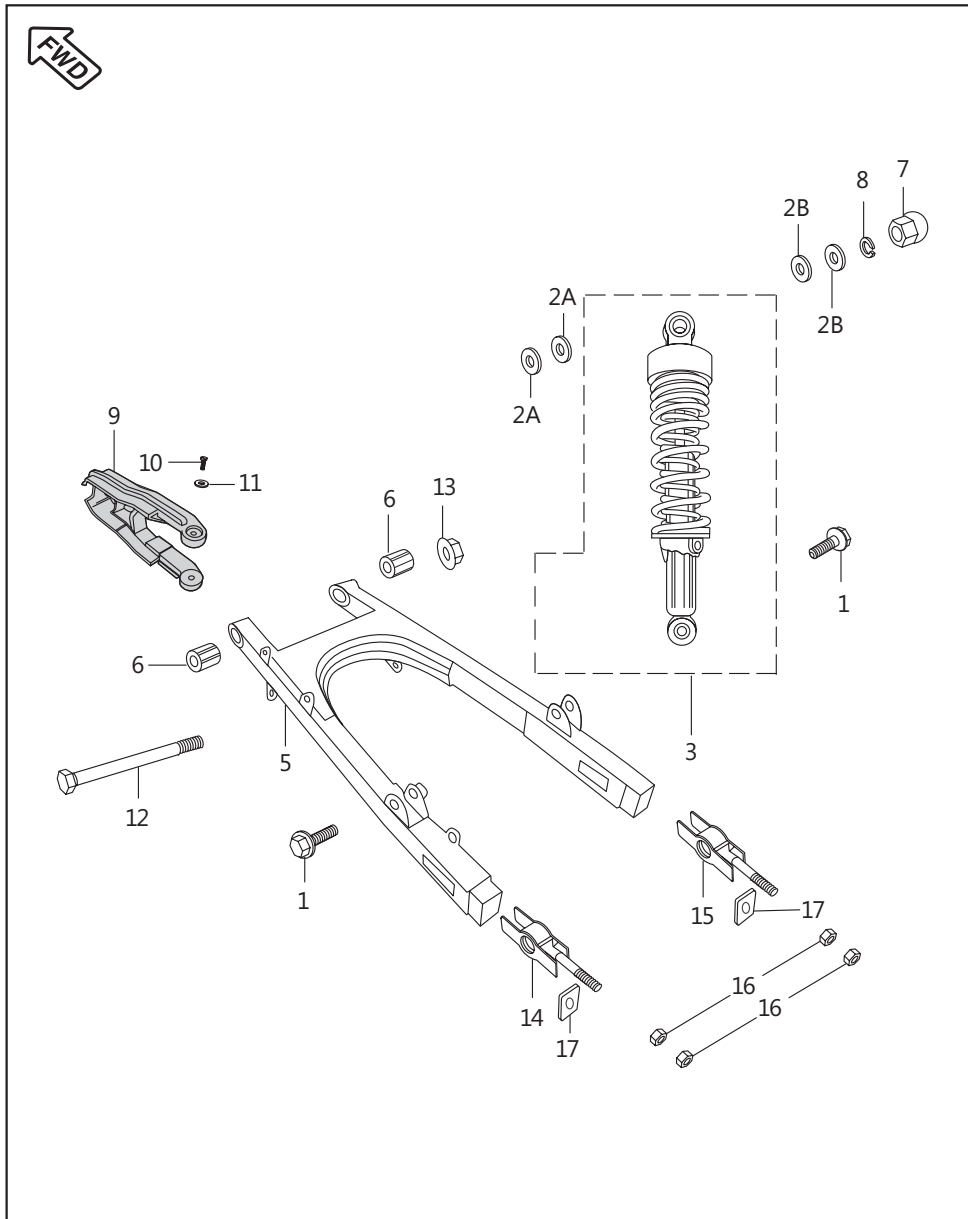
Engine Mountings

No.	Part No.	Description	Drum	Disc	Remarks
1	PF 1134 02	Bracket Engine Hanger	2	2	
2	JA 1134 02	Engine Mounting Bracket Front	1	1	
3	39 2723 15	Hex Nut Flanged	2	2	
4	JA 1134 03	Bolt Flanged	2	2	
5	39 2312 04	Bolt Flanged	3	3	
6	39 1970 15	Nut Flanged	7	7	
7	59 0400 17	Hex Bolt Flanged	4	4	



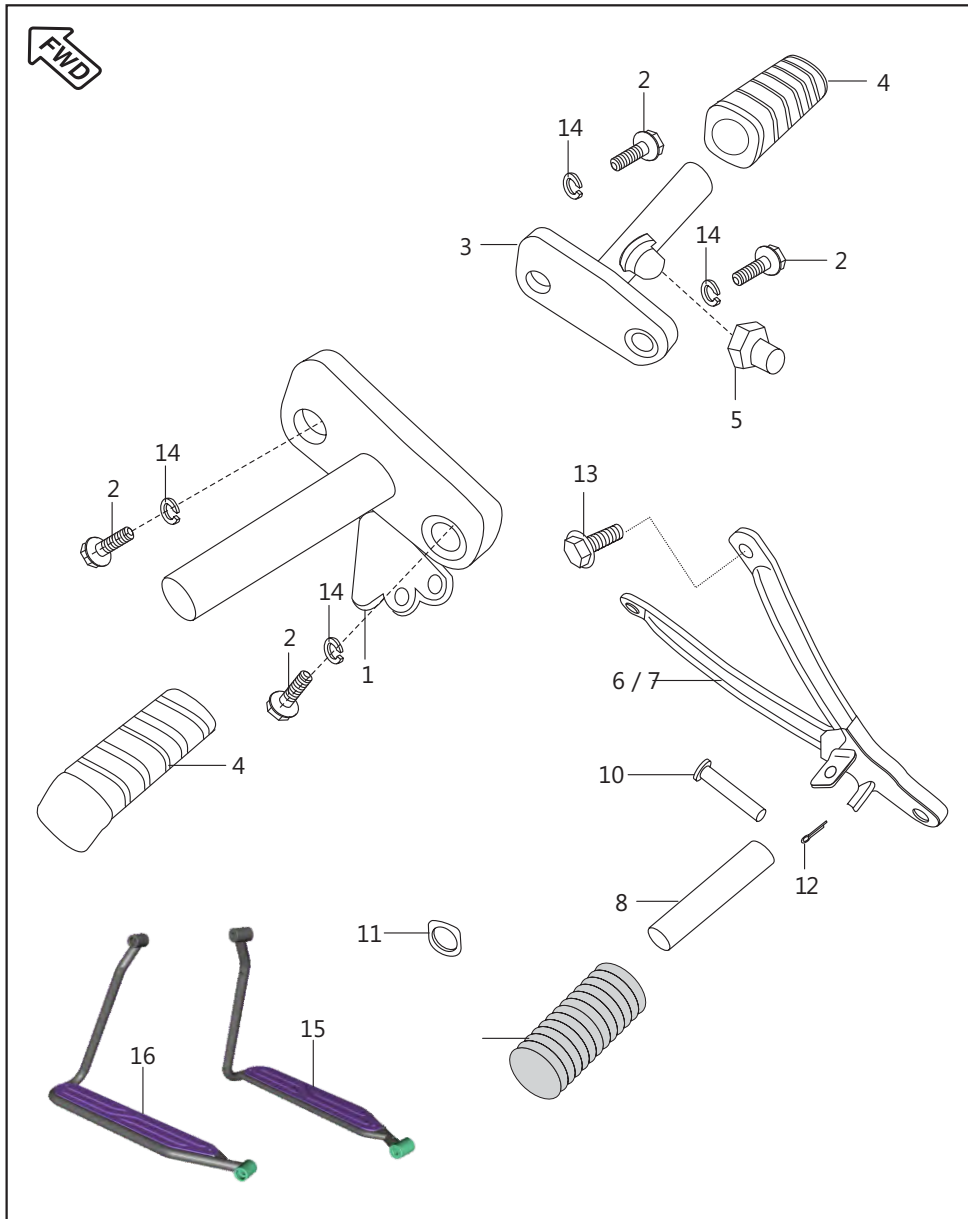
Frame and Frame Fittings

No.	Part No.	Description	Drum	Disc	Remarks
1	PF 1110 00	Frame Assembly	1	1	
2	DS 1810 18	Nut With Dust Cap	1	1	
3	36 DZ20 08	Kit St. Cone With Grease	1	1	Refer Page No.106
4	DJ 1811 15	Cage Bearing	2	2	
5	DH 1810 14	Cup Steering	1	1	N.I.



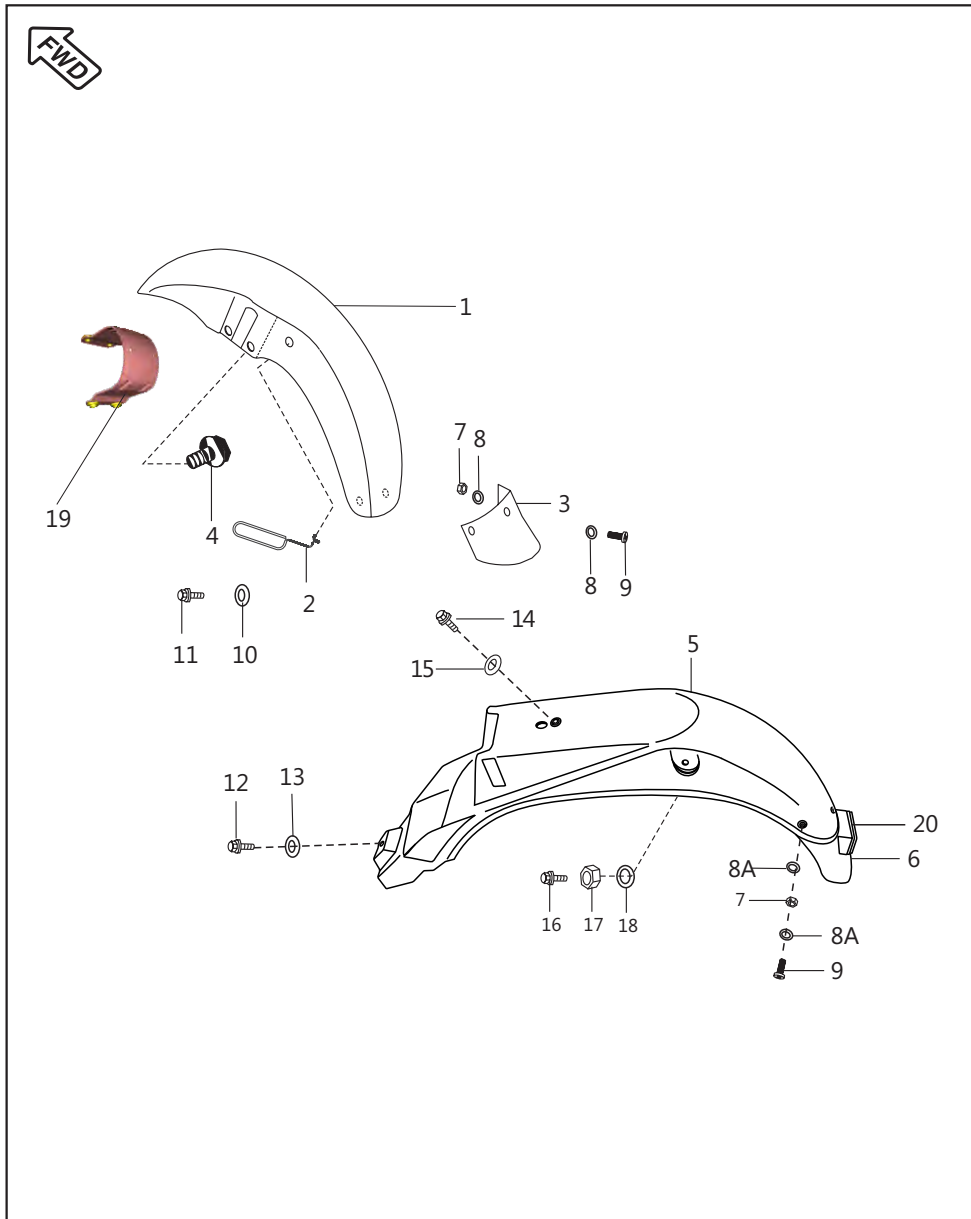
Swing Arm / Rear Shock Absorber

No.	Part No.	Description	Drum	Disc	Remarks
1	JB 1220 16	Hex Bolt / Flange - M10	2	2	For RSA
2A	39 0714 11	Plain Washer	2	2	For RSA
2B	39 2349 11	Plain Washer	4	4	
3	PF 1220 05	Rear Shock Absorber	2	-	
	PF 1220 28	Rear Shock Absorber	2	-	Ref.Cir.IB-258
	PF 1220 33	Shock Absorber Rear	-	2	UG 5 Gear
5	52 PF02 19	Kit Assembly Swing Arm	1	-	With Bush
	PF 1220 30	Swing Arm	1	1	Ref.Cir.IB-253
6	DP 1710 06	Bushing Rubber	2	2	
7	39 2366 15	Domed Cap Nut	2	2	
8	39 0789 12	Spring Washer	2	2	
9	JB 1220 03	Chain Slider	1	1	
10	39 0553 02	Screw	2	2	For Chain Slider
11	39 0454 11	Plain Washer	2	2	For Chain Slider
12	JA 1210 03	Shaft Swing Arm	1	1	
13	39 0939 15	Nylock Nut	1	1	
14	DJ 1510 36	Adjuster Chain LH	1	1	
15	DJ 1510 37	Adjuster Chain RH	1	1	
16	39 0292 15	Hexagon Nut	4	4	
17	DJ 1510 47	Plate Chain Adjuster	2	2	
18	PF 1220 23	Statutory Plate	1	-	N.S
19	PF 1220 24	Tape Double Sided	1	-	N.S



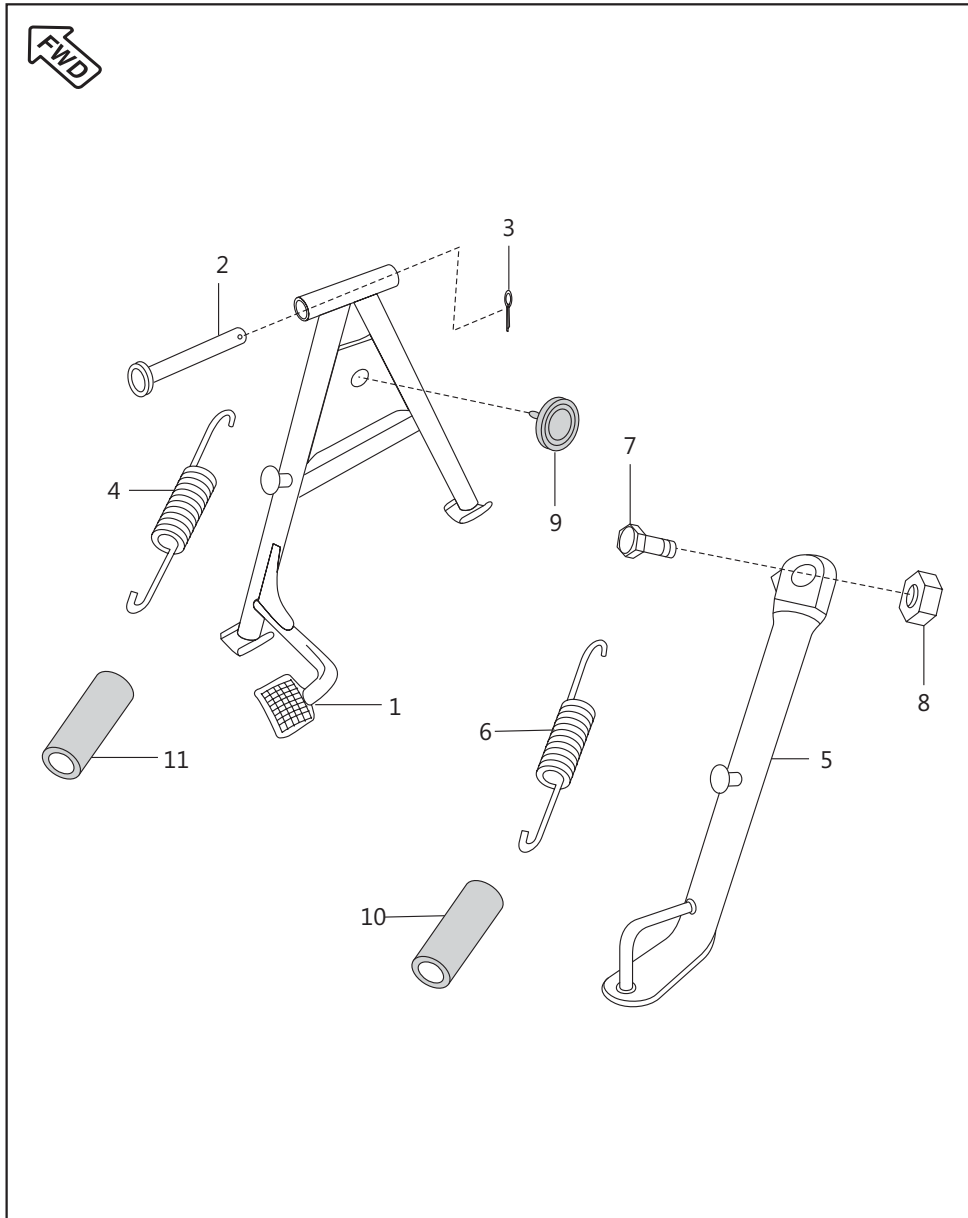
Rider Foot Rest / Pillion Foot Rest

No.	Part No.	Description	Drum	Disc	Remarks
1	PF 1130 00	Main Step LH	1	1	
2	KA DF08 22	Bolt Flanged	4	4	
3	PF 1130 01	Main Step RH	1	1	
4	DF 1614 13	Rubber Main Step	2	2	
5	DH 1611 94	Kick Stopper	1	1	For Kick Stopper
6	PF 1130 02	Stay LH	1	1	
	PF 1130 58	Holder Step Pillion LH	1	-	UG 5 Gear
7	PF 1130 03	Stay RH	1	1	
	PF 1130 59	Holder Step Pillion RH	1	-	UG 5 Gear
8	DP 1611 70	Step RH / LH	2	2	
9	JK 1130 08	Rubber Pillion Step	2	2	
10	30 1710 22	Pin Pillion Step	2	2	
11	DP 1611 63	Washer for foot step	2	2	For Rear Footrest
12	39 0784 08	Split Pin	2	2	
13	39 2481 04	Bolt Hex With Flange M8	4	4	
14	39 2659 12	Washer - Spring	4	4	
15	PF 1130 60	Step Pillion LH	1	-	UG 5 Gear
16	PF 1130 61	Step Pillion RH	1	-	UG 5 Gear



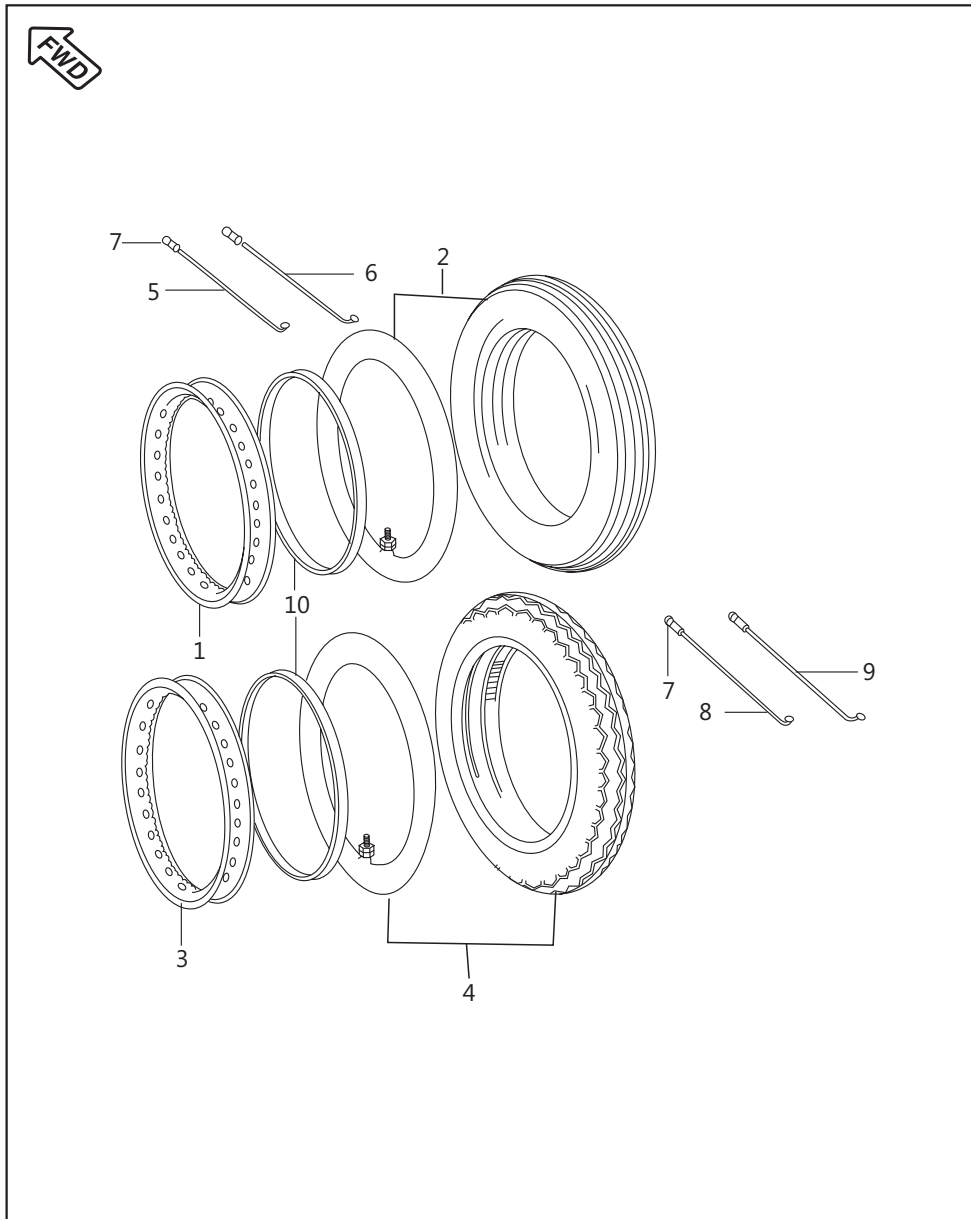
Mudguard - Front & Rear

No.	Part No.	Description	Drum	Disc	Remarks
1	PF 1814 04	Fender Assembly Front (Chrome Plated)	1	1	
2	DF 1910 20	Cable Guide	1	1	
3	PF 1814 08	Mud Flap Front Fender	1	1	
4	39 2222 04	Flange Bolt	4	1	Fender Front Mounting
5	JV 1814 08	Fender Rear	1	1	
6	JV 1814 10	Fender Rear Flap	1	1	
7	39 0326 15	Nyloc Nut	6	6	
8	39 0242 11	Washer - Plain	6	6	Front Fender Flap
8A	39 1839 11	Washer	6	6	Rear Fender Flap
9	39 1698 01	Screw	6	6	
10	39 1309 11	Washer Plain	1	1	
11	39 2473 04	Bolt Hex M6	1	1	
12	39 1943 04	Bolt Flange	1	1	
13	39 0211 11	Washer Plain	1	1	
14	39 1556 04	Bolt Flange	1	1	
15	39 1507 11	Washer Plain	1	1	
16	KA DF08 20	Bolt Flange	2	2	
17	39 1970 15	Nut Hexagon M8	2	2	
18	39 1507 11	Washer Plain	2	2	
19	PF 1814 10	Fender Brace	1	1	
20	30 2010 69	Reflector Reflex	1	1	



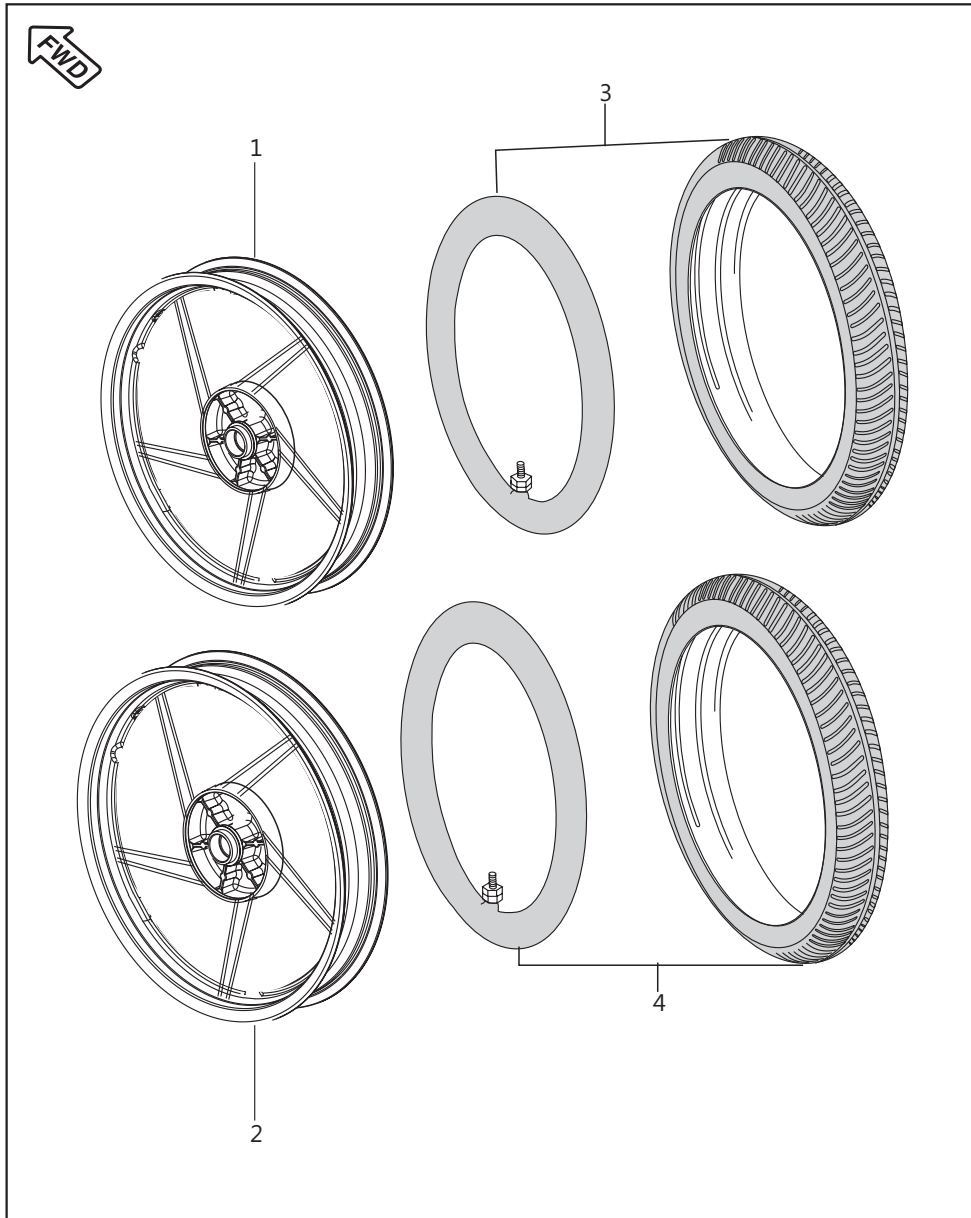
Stand Assembly

No.	Part No.	Description	Drum	Disc	Remarks
1	PF 1132 02	Center Stand	1	1	UG 5 Gear
	PF 1132 24	Stand Center	1	-	
2	JA 1132 01	Shaft Stand	1	1	
3	39 0797 08	Pin Cotter	1	1	
4	DH 1611 21	Spring Stand Center	1	1	
5	JA 1132 02	Stand Side	1	1	
6	DH 1610 66	Spring Side Stand	1	1	
7	DF 1611 02	Bolt	1	1	
8	39 0422 15	Nut Nyloc M10	1	1	
9	DG 1611 24	Damper Main Stand	1	1	
10	DH 1611 46	Cover Spring Side Stand	1	1	
11	DH 1611 45	Cover Spring Main Stand	1	1	



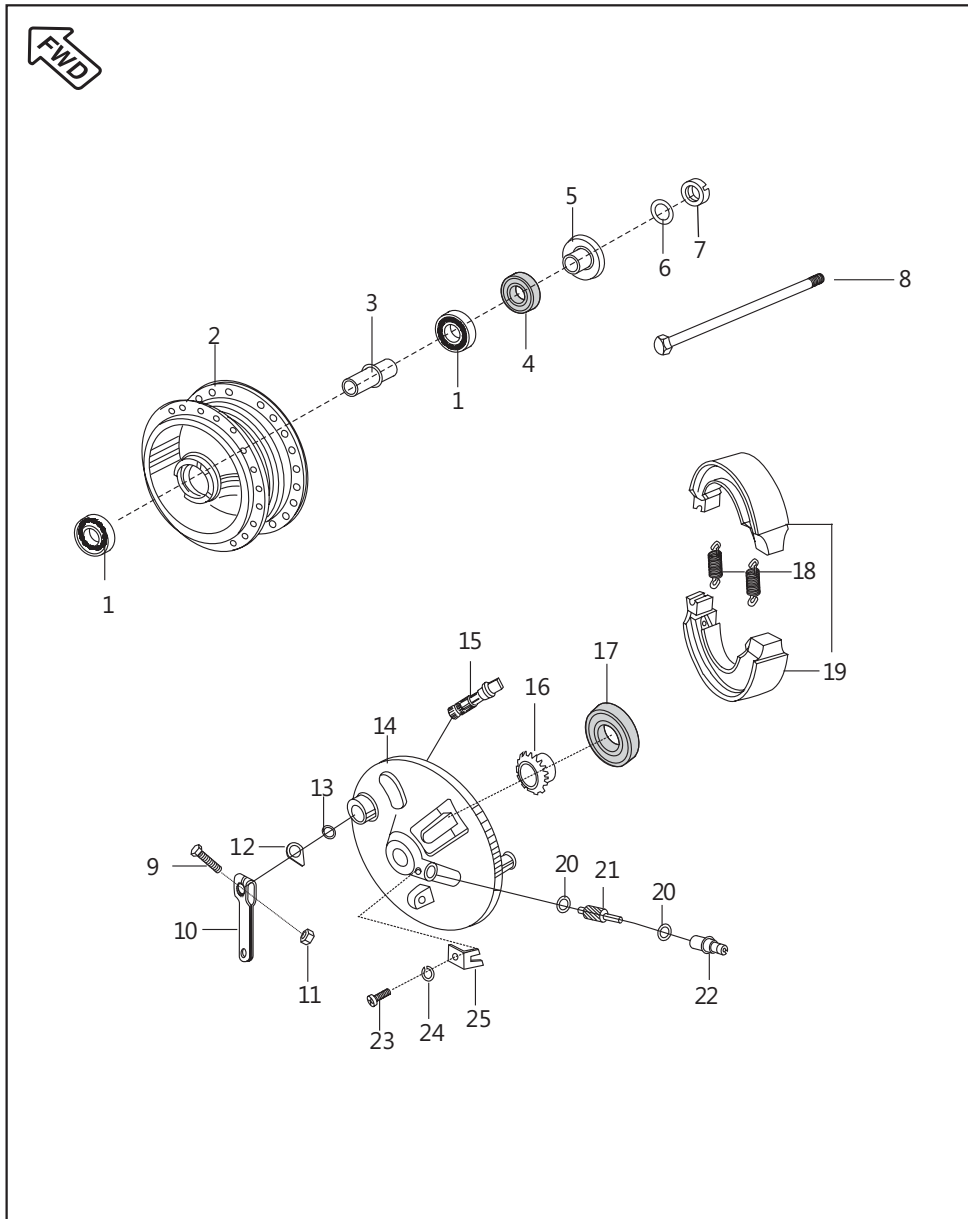
Tube / Tyre / Rim (For Spoke Wheel)

No.	Part No.	Description	Drum	Disc	Remarks
1	DS 1510 03	Wheel Rim Front	1	-	1.6 X 17
2	PF 1310 01	Tyre Front 3 X 17 RIM with Tube	1	-	
3	DS 1510 34	Wheel Rim Rear 2.15 X 17	1	-	
4	PF 1312 10	Tyre Rear 100 x 90, 17, 55P with Tube	1	-	
5	DS 1510 04	Spoke Inner Front	18	-	
6	DS 1510 05	Spoke Outer Front	18	-	
7	16 1510 66	Nipple Spoke	72	-	
8	DS 1510 09	Spoke Inner Rear	18	-	
9	DS 1510 10	Spoke Outer Rear	18	-	
10	DG 1510 22	Band Rim	2	-	



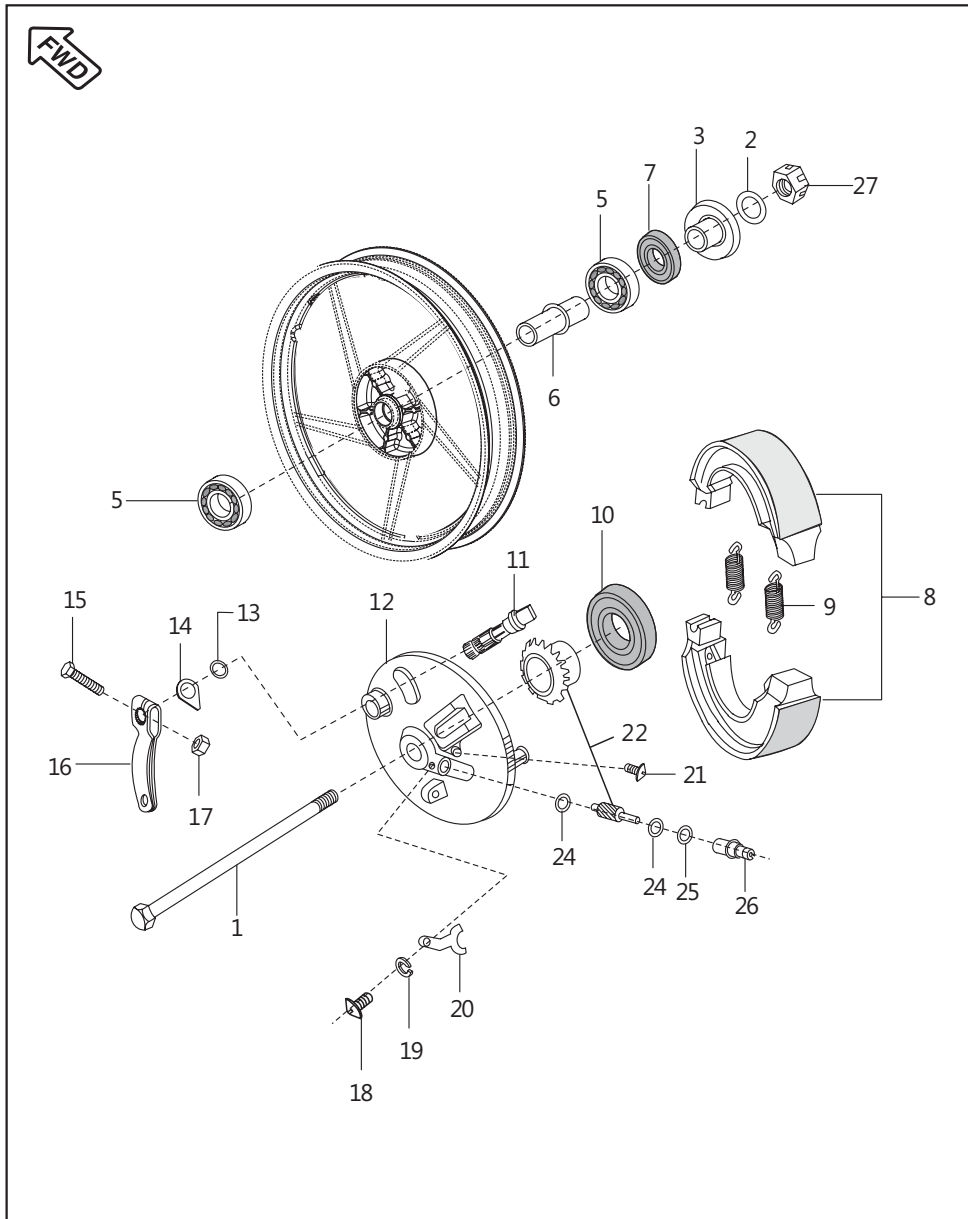
Tube / Tyre / Rim (For Alloy Wheel)

No.	Part No.	Description	Drum	Disc	Remarks
1	DS 1510 80	Wheel Rim Front (6 Spoke)	1	-	
	PF 1310 12	Wheel Rim Front (5 Spoke)	1	-	From May 2012
	DJ 1510 54	Wheel :- 1.6 X 17 - Die Cast :- Disc	-	1	
2	DH 1510 57	Wheel Rim Rear (6 Spoke)	1	1	
	PF 1312 22	Wheel Rim Rear (5 Spoke)	1	-	From May 2012
3	PF 1310 01	Tyre With Tube Front	1	1	N.I
4	PF 1312 10	Tyre With Tube Rear	1	1	N.I



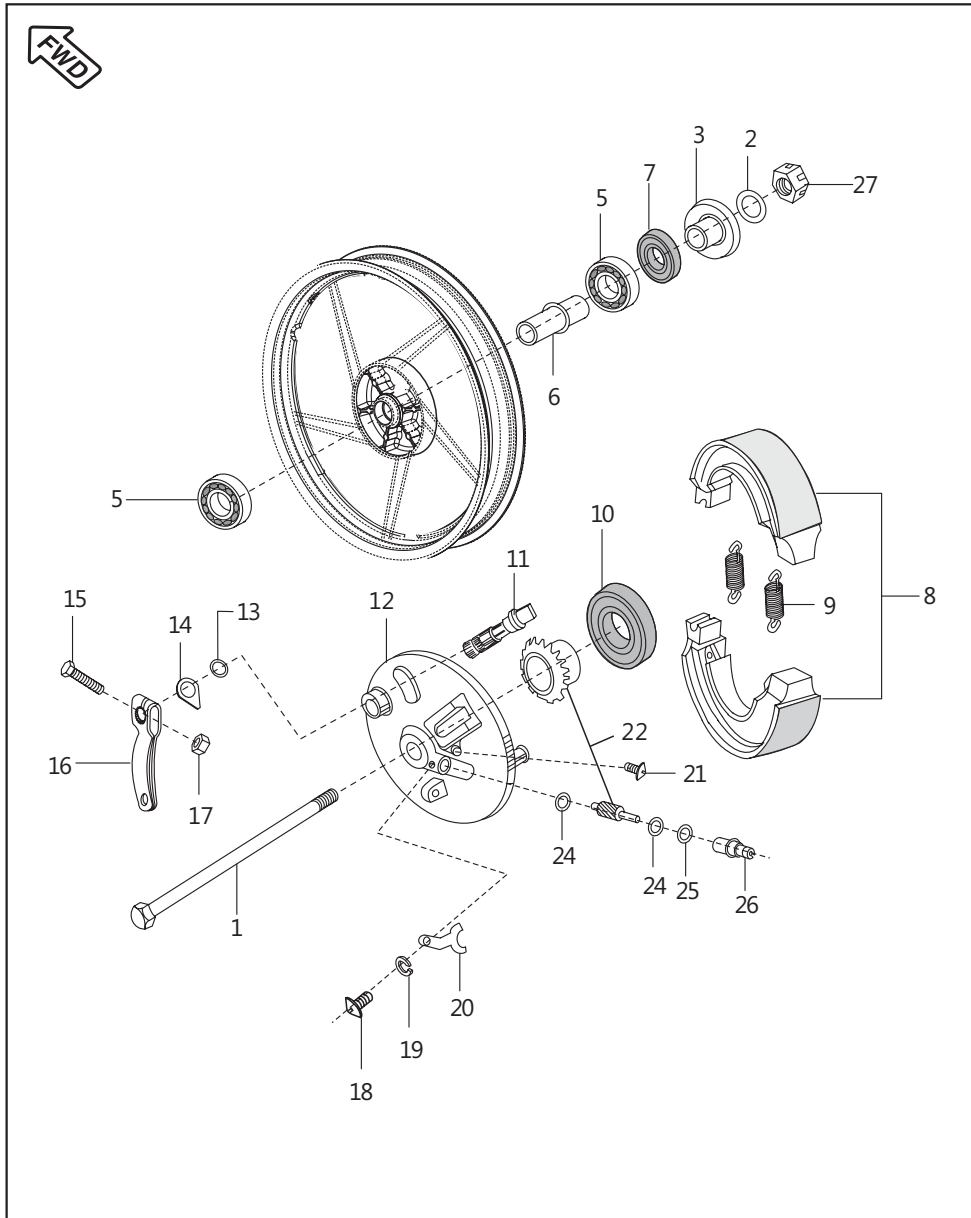
Front Hub (For Spoke Wheel)

No.	Part No.	Description	Drum	Disc	Remarks
1	KP BB63 01	Bearing Ball C3 Clearance	2	-	
2	JA 1316 03	Drum Front	1	-	
3	30 1510 32	Collar Bearing	1	-	
4	30 1510 33	Oil Seal	1	-	
5	DS 1510 60	Spacer Assembly	1	-	
6	KD AA12 22	Washer Plain Small	1	-	
7	59 1500 03	U Nut M12	1	-	
8	DJ 1510 41	Axle Front	1	-	
9	39 0775 04	Bolt M6 X 30	1	-	
10	JA 1316 07	Lever Brake Front	1	-	
11	39 0798 15	Nut Hex. Flange M6	1	-	
12	DD 1510 09	Indicator Front	1	-	
13	30 1510 38	'O' Ring	1	-	
14	JA 1316 05	Panel Front Brake	1	-	
15	30 1510 11	Cam Brake	1	-	
16	30 1511 16	Gear Speedometer	1	-	
17	30 1510 35	Seal Oil	1	-	
18	30 1510 69	Spring	2	-	
19	30 1511 05	Shoe- Brake for Spare Parts	1	-	Asbestos type
	JN 1318 12	Shoe Brake	1	-	Non Asbestos type
20	39 0242 11	Washer - Plain	2	-	
21	30 1510 41	Gear Meter Screw	1	-	
22	JA 1316 06	Bush for Speedo Gear	1	-	
23	39 0840 01	Screw Pan Cross M4	1	-	
24	39 0900 12	Washer Spring	1	-	
25	30 1511 18	Stopper For Bushing	1	-	



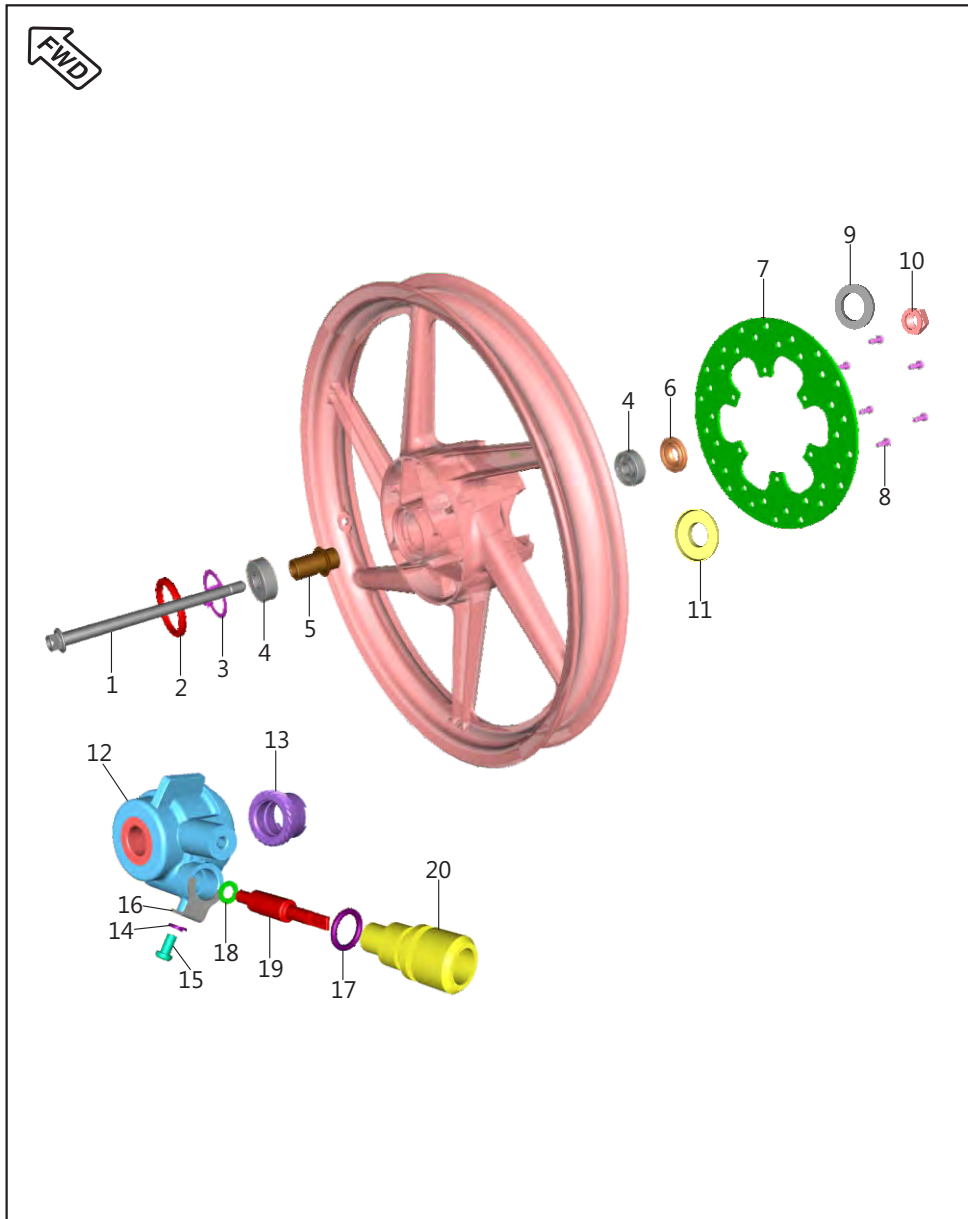
Front Hub (For Alloy Wheel)

No.	Part No.	Description	Drum	Disc	Remarks
1	JB 1310 17	Axle Front Wheel	1	-	
2	KD AA12 22	Washer Plain Small	1	-	
3	DS 1510 56	Dust Seal	1	-	
4	DS 1510 60	Spacer Assembly	1	-	N.I.
	DJ 1510 34	Spacer	1	-	Ref.Cir.IB-253
5	KP BB63 01	Bearing Ball C3 Clearance	1	-	
6	30 1510 32	Collar Bearing	1	-	
7	30 1510 33	Oil Seal	1	-	
8	30 1511 05	Shoe- Brake for Spare Parts	1	-	Asbestos type
	JN 1318 12	Shoe Brake	1	-	Non Asbestos type
9	30 1510 69	Spring	2	-	
10	14 1510 21	Oil Seal	1	-	
11	30 1510 04	Cam Brake Assembly	1	-	
12	JA 1316 05	Panel Front Brake	1	-	
13	30 1510 38	Ring 'O'	1	-	
14	DD 1510 09	Indicator	1	-	
15	39 0775 04	Bolt	1	-	
16	JA 1316 07	Lever Brake Cam	1	-	
17	39 0798 15	Nut	1	-	
18	39 0840 01	Screw Pan Cross M4	1	-	
19	39 0732 12	Washer Spring	1	-	
20	30 1511 18	Stopper for Bushing	1	-	
21	LB D000 01	Screw	1	-	To Secure Speedo Cable
22	36 DS15 02	Speedometer Gear Kit	1	-	
23	30 1510 35	Seal Oil	1	-	N.I.
24	39 0242 11	Washer Plain	2	-	



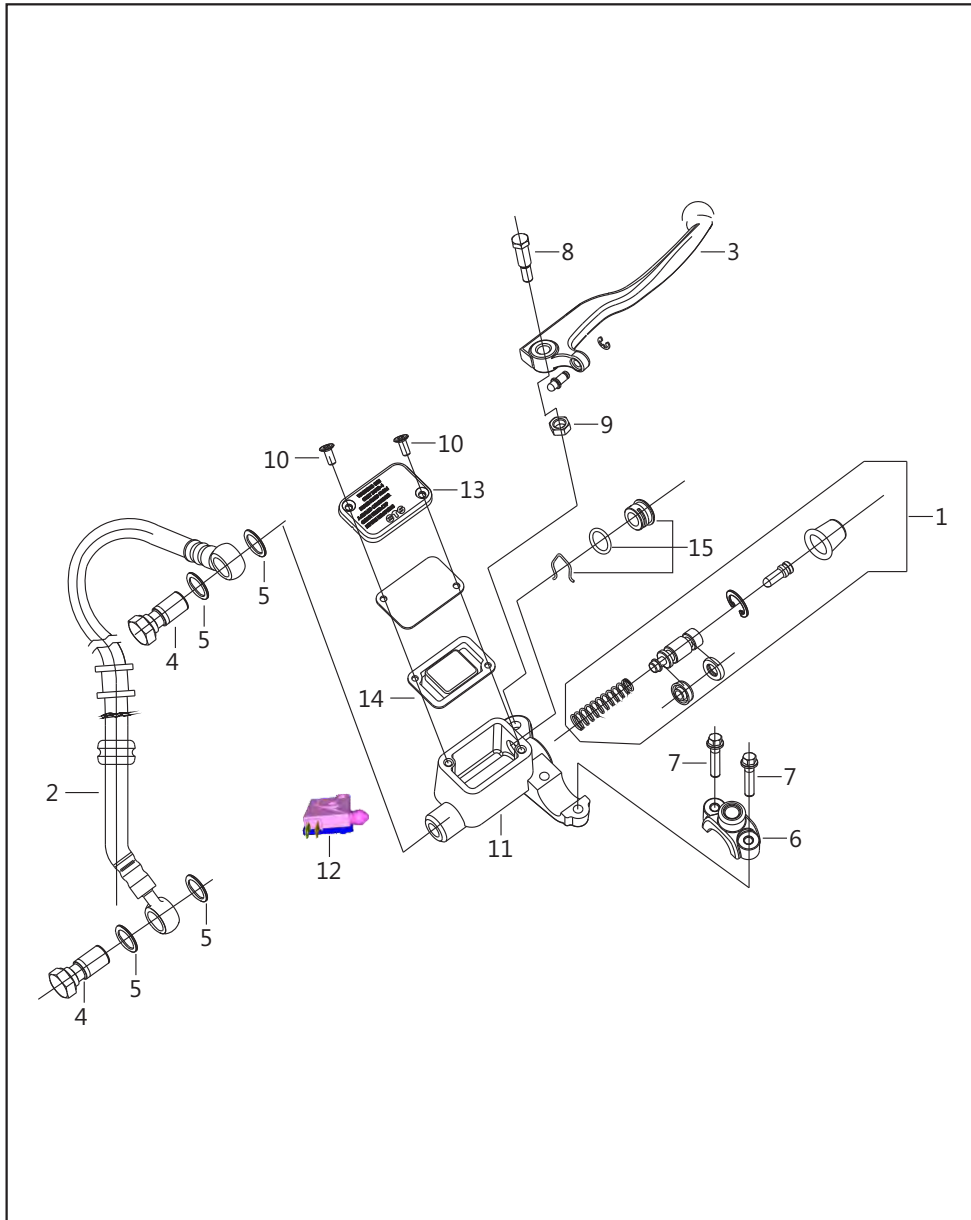
Front Hub (For Alloy Wheel)

No.	Part No.	Description	Drum	Disc	Remarks
25	39 1013 21	'O' Ring	1	-	
26	JA 1316 06	Bushing Speedo Gear	1	-	
27	59 1500 03	U Nut (M12)	1	-	



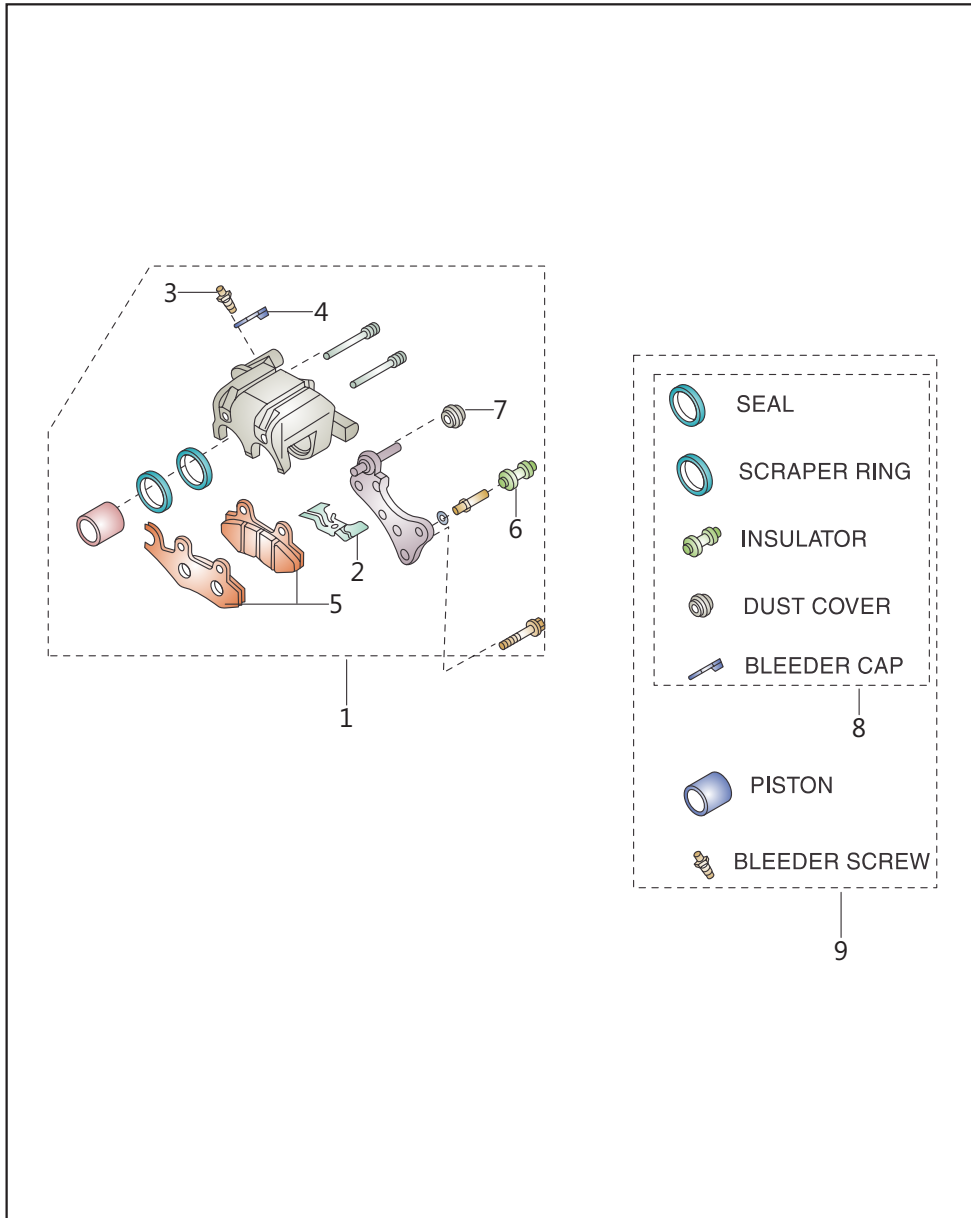
Front Hub - Disc Brake

No.	Part No.	Description	Drum	Disc	Remarks
1	DJ 1510 41	Axle	-	1	
2	DE 1510 08	Seal - Oil	-	1	
3	DE 1510 12	Plate - Drive For Speedometer Gear	-	1	
4	KP BB63 01	Bearing Ball-C3 Clearance	-	2	
5	DE 1510 06	Spacer Assembly	-	1	
6	30 1510 33	Seal - Oil	-	1	
7	JN 1318 07	Brake Disc	-	1	
8	DH 1016 47	Bolt M6 Hex. Socket Head	-	6	
9	KD AA12 22	Washer Plain Small	-	1	
10	DH 1710 19	Nut - U :- Swing Arm	-	1	
11	DS 1510 56	Dust Seal	-	1	
12	PF 1316 12	Case Assembly - Meter Gear	-	1	
13	DE 1510 11	Gear - Speedometer	-	1	
14	KD DB04 08	Washer Spring Thin	-	1	
15	KB BA04 08	Screw Pan Cross	-	1	
16	30 1511 18	Stopper For Bushing	-	1	
17	39 1013 21	Ring - O	-	1	
18	39 0242 11	Washer - Plain	-	2	
19	30 1510 41	Gear Meter Screw	-	1	
20	JA 1316 06	Bushing	-	1	



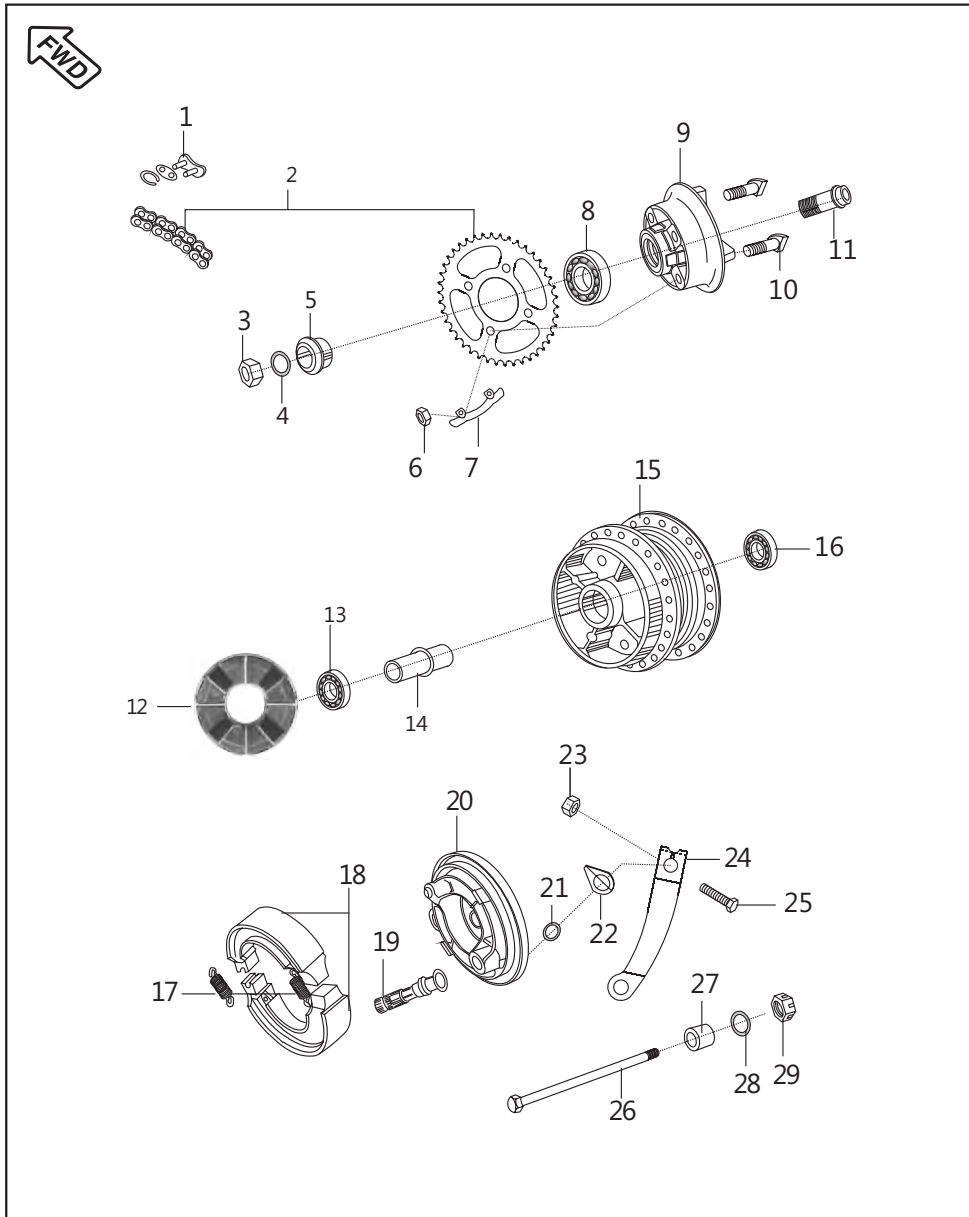
Front Master Cylinder

No.	Part No.	Description	Drum	Disc	Remarks
1	DE 1910 43	Major Kit - Master Cylinder	-	1	
2	PF 1318 24	Hose Brake Front	-	1	
3	DJ 1910 57	Lever Grip RH	-	1	
4	DJ 1910 25	Banjo Bolt	-	2	
5	DJ 1910 26	Copper Washer	-	4	
6	DE 1910 33	Clamp Holder RH	-	1	
7	DJ 1910 28	Bolt	-	2	
8	DJ 1910 29	Bolt Front Brake Lever	-	1	
9	DJ 1910 30	Nut Flanged	-	1	
10	DE 1910 30	Screw	-	2	
11	DJ 1910 56	Cylinder Master-micro Sw-kbx	-	1	
12	DJ 2011 09	Switch Brake	-	1	
13	DE 1910 29	Reservoir Cover	-	1	
14	DE 1910 28	Diaphragm	-	1	
15	DE 1910 36	Oil Window Kit	-	1	



Front Disc Brake - Caliper

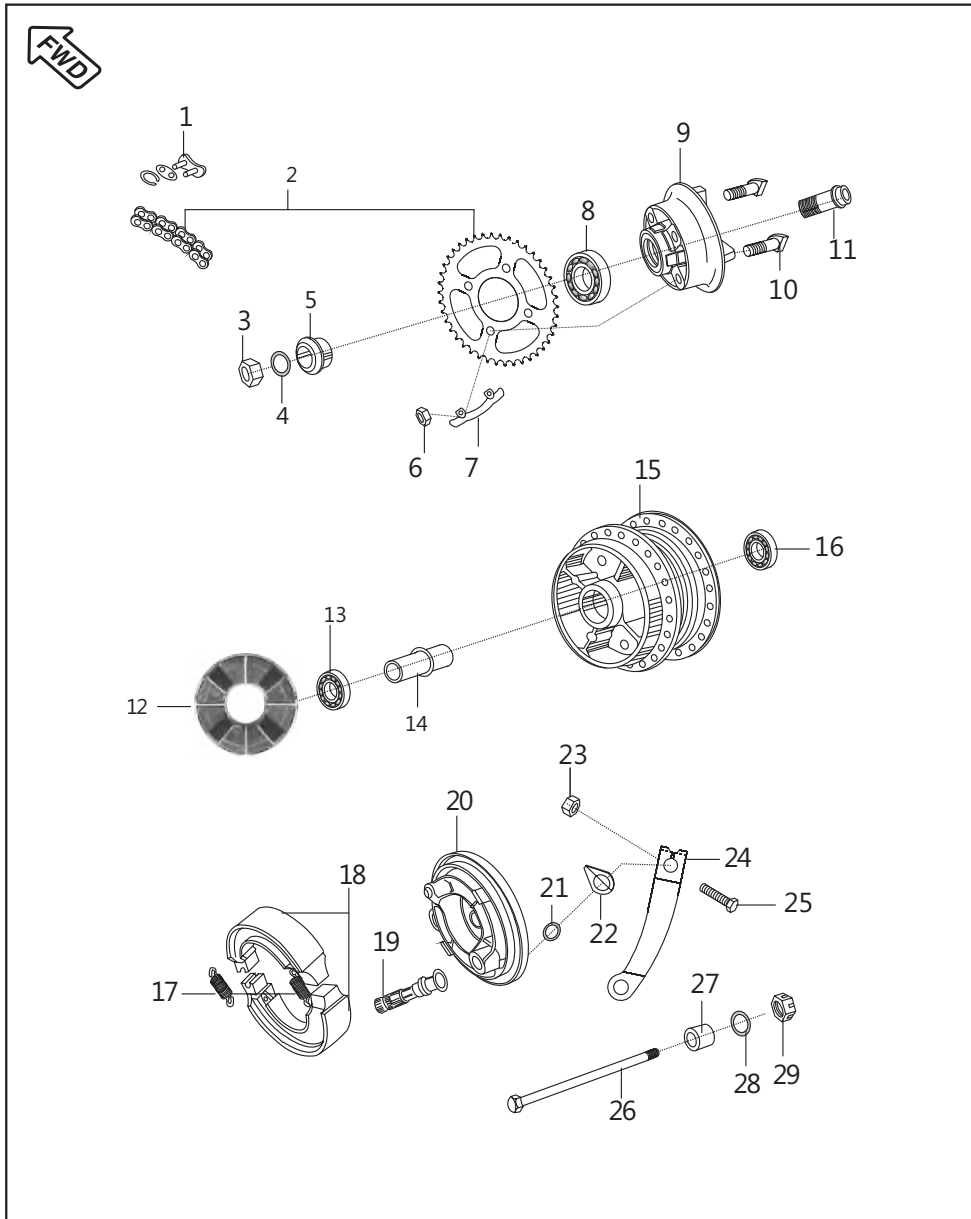
No.	Part No.	Description	Drum	Disc	Remarks
1	DG 1510 89	Caliper Assembly Front	1	-	
	PD 1318 13	Caliper Assembly Front	-	1	
2	DE 1510 48	Spring Pad	1	1	
3	DE 1510 46	Bleeder Screw	1	1	
4	DE 1510 47	Bleeder Cap	1	1	
5	DE 1510 37	Disc Pad Set	1	1	
6	DE 1510 43	Insulator	1	1	
7	DE 1510 45	Dust cover	1	1	
8	36 DK00 65	Minor Kit - Caliper	1	1	
9	36 DK00 66	Major Kit - Caliper	1	1	



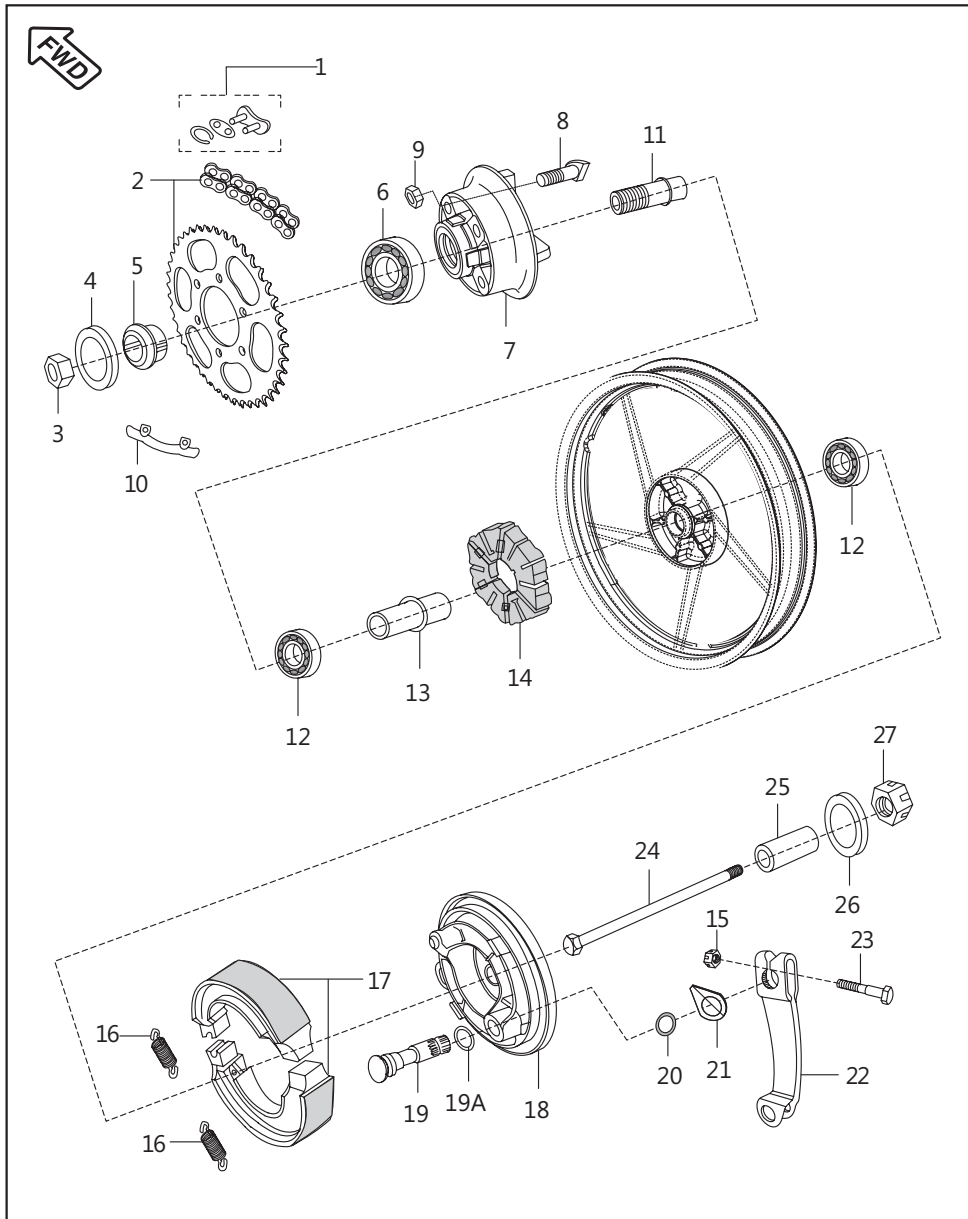
Rear Hub (For Spoke Wheel)

No.	Part No.	Description	Drum	Disc	Remarks
1	JN 1410 02	Drive Chain Lock	1	-	Refer Page No.107
2	36 PF00 10	Kit Chain Sprocket	1	-	
3	39 0801 15	Nut Hex. M20 X 1	1	-	
4	39 2567 11	Washer Plain	1	-	
5	DJ 1510 35	Collar	1	-	
6	39 0794 15	Hex Lock Nut	4	-	
7	PF 1312 20	Washer Lock For Nut A/F17	2	-	
8	KP BC60 04	Bearing Ball C3 Clearance	1	-	
9	DS 1510 68	Coupling	1	-	
10	DS 1510 73	'D' Bolt	4	-	
11	DJ 1510 33	Sleeve Rear Axle	1	-	
12	DK 1510 94	Coupling Rubber	1	-	Ref.Cir.IB-120
13	KP BB62 02	Bearing Ball C3 Clearance	1	-	
14	30 1510 75	Collar Bearing	1	-	
	PF 1312 28	Collar Bearing	1	-	
15	DS 1510 67	Drum Rear (4 Rubber)	1	-	
	PF 1316 14	Drum Rear (4 Rubber)	1	-	
16	KP BB63 02	Bearing Ball C3 Clearance	1	-	
17	30 1510 69	Spring	2	-	
18	30 1511 05	Shoe- Brake for Spare Parts	1	-	
	JN 1318 12	Shoe Brake Non Asbestos Type	1	-	
19	30 1510 11	Cam Brake Rear	1	-	
19A	39 0722 11	Washer	1	-	
20	DS 1510 76	Panel Rear Brake	1	-	
21	30 1510 38	Ring 'O'	1	-	
22	30 1510 05	Indicator	1	-	

Rear Hub (For Spoke Wheel)

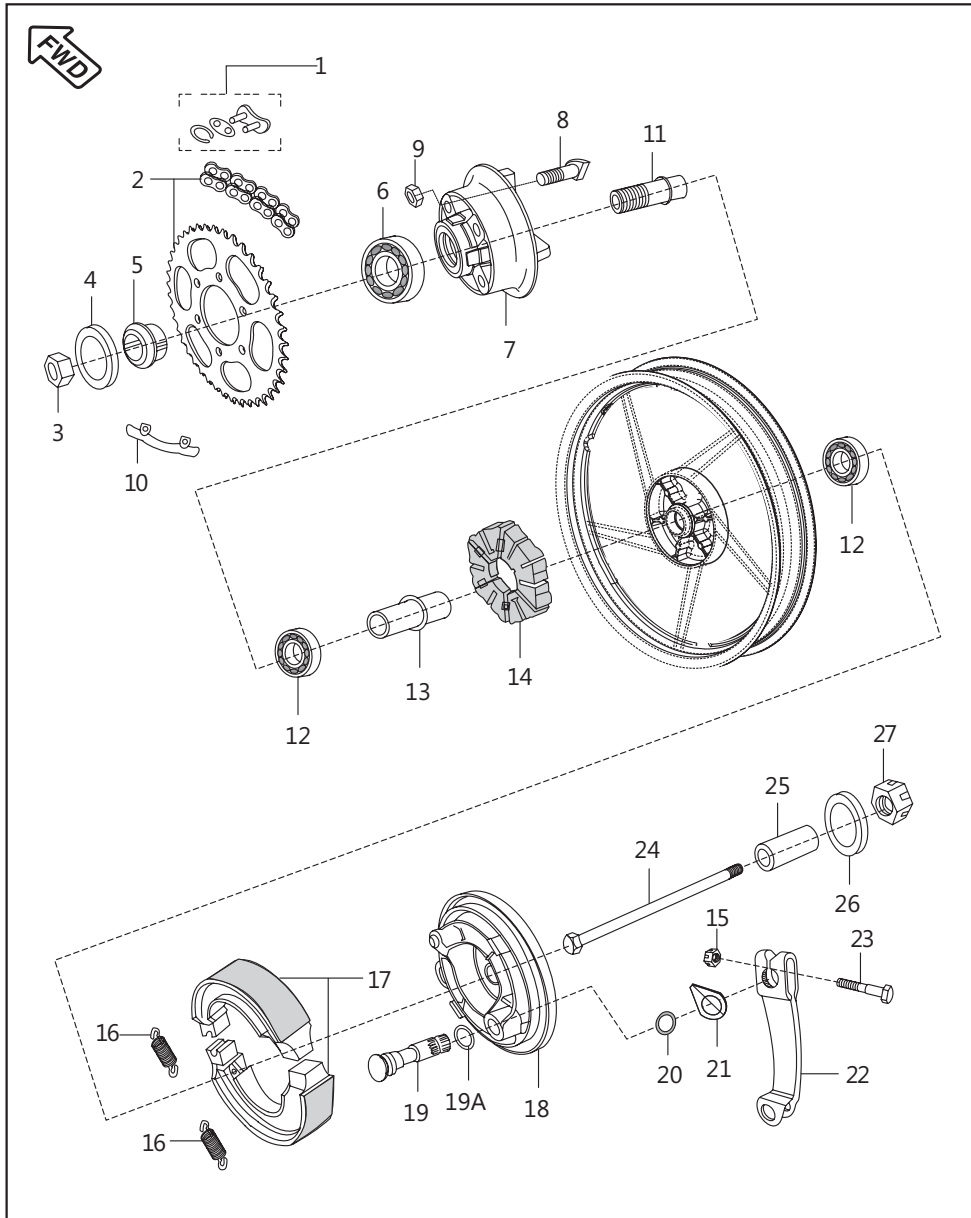


No.	Part No.	Description	Drum	Disc	Remarks
23	39 0798 15	Nut M6	1	-	
24	JW 1316 01	Lever Brake Rear	1	-	
25	39 2447 04	Hex. Head Bolt M6	1	-	
26	PF 1312 08	Axle Rear Wheel (Dia.15)	1	-	
27	DX 1510 22	Collar	1	-	
28	39 2566 11	Washer Plain	1	-	
29	DH 1710 19	Nut 'U' M14 Swing Arm	1	-	



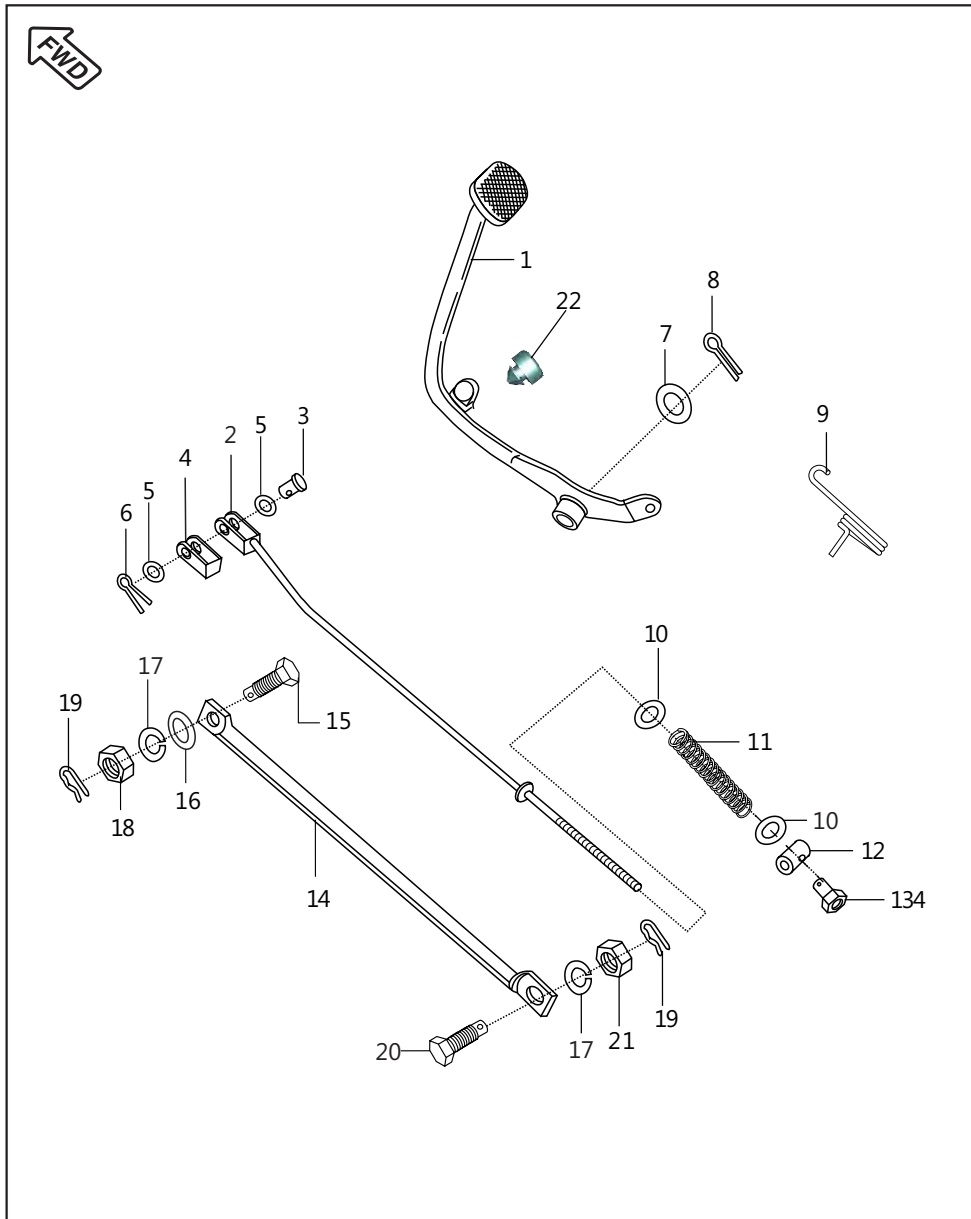
Rear Hub (For Alloy Wheel)

No.	Part No.	Description	Drum	Disc	Remarks
1	DJ 1510 53	Drive Chain Lock	1	1	
2	36 PF00 10	Chain Sprocket Kit	1	1	
3	39 0801 15	Nut	1	1	Alt For LCA00001
4	39 2567 11	Plain Washer	1	1	Alt For LDB00002
5	DS 1510 61	Collar Assy	1	1	
6	KP BC60 04	Bearing Ball-C3 Clearance	1	1	
7	DS 1510 68	Coupling	1	1	
8	DS 1510 73	Stud - 4 Rubber	4	4	
9	39 0794 15	Hex Lock Nut	4	4	
10	PF 1312 20	Washer Lock For Nut A/F17	2	2	
11	DJ 1510 33	Sleeve	1	1	
12	KP BB62 02	Bearing Ball-C3 Clearance	2	2	
13	30 1510 75	Collar Bearing	1	1	
	PF 1312 28	Collar Bearing	1	1	Ref.Cir.IB-120
14	DK 1510 94	Coupling Rubber	1	1	
15	39 0798 15	Nut M6	1	1	
16	30 1510 69	Spring	2	2	
17	30 1511 05	Shoe- Brake for Spare Parts	1	-	Asbestos type
	JN 1318 12	Shoe Brake	1	1	Non Asbestos type
18	DS 1510 69	Panel Rear Brake	1	1	
19	30 1510 11	Cam Brake	1	1	
19A	39 0722 11	Plain Washer	1	1	
20	30 1510 38	Ring 'O'	1	1	
21	30 1510 05	Indicator	1	1	
22	JW 1316 01	Lever Brake	1	1	
23	39 2447 04	Bolt	1	1	



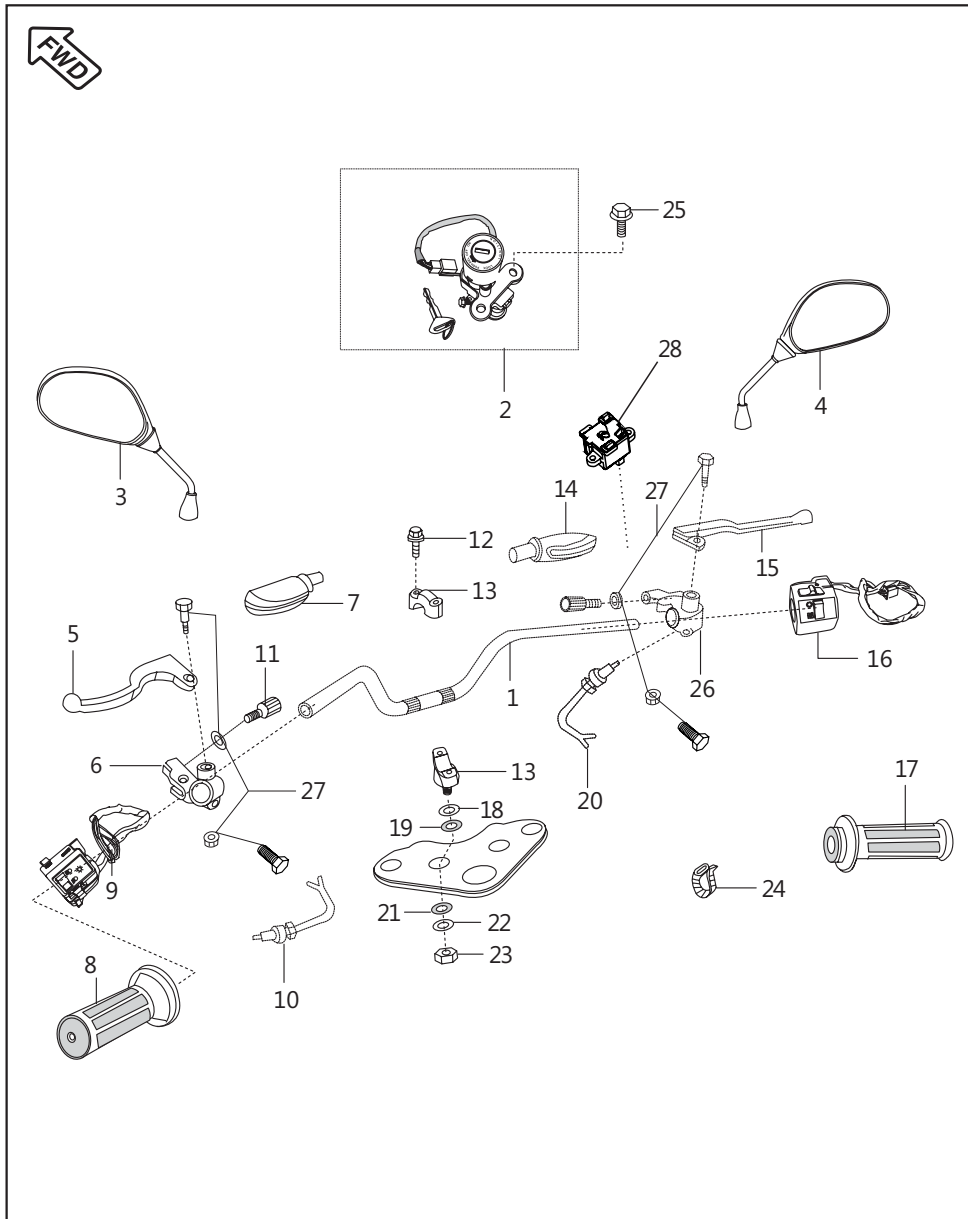
Rear Hub (For Alloy Wheel)

No.	Part No.	Description	Drum	Disc	Remarks
24	PF 1312 08	Axle	1	1	
25	DX 1510 22	Collar	1	1	
26	39 2567 11	Plain Washer	1	1	
27	DH 1710 19	'U' Nut	1	1	



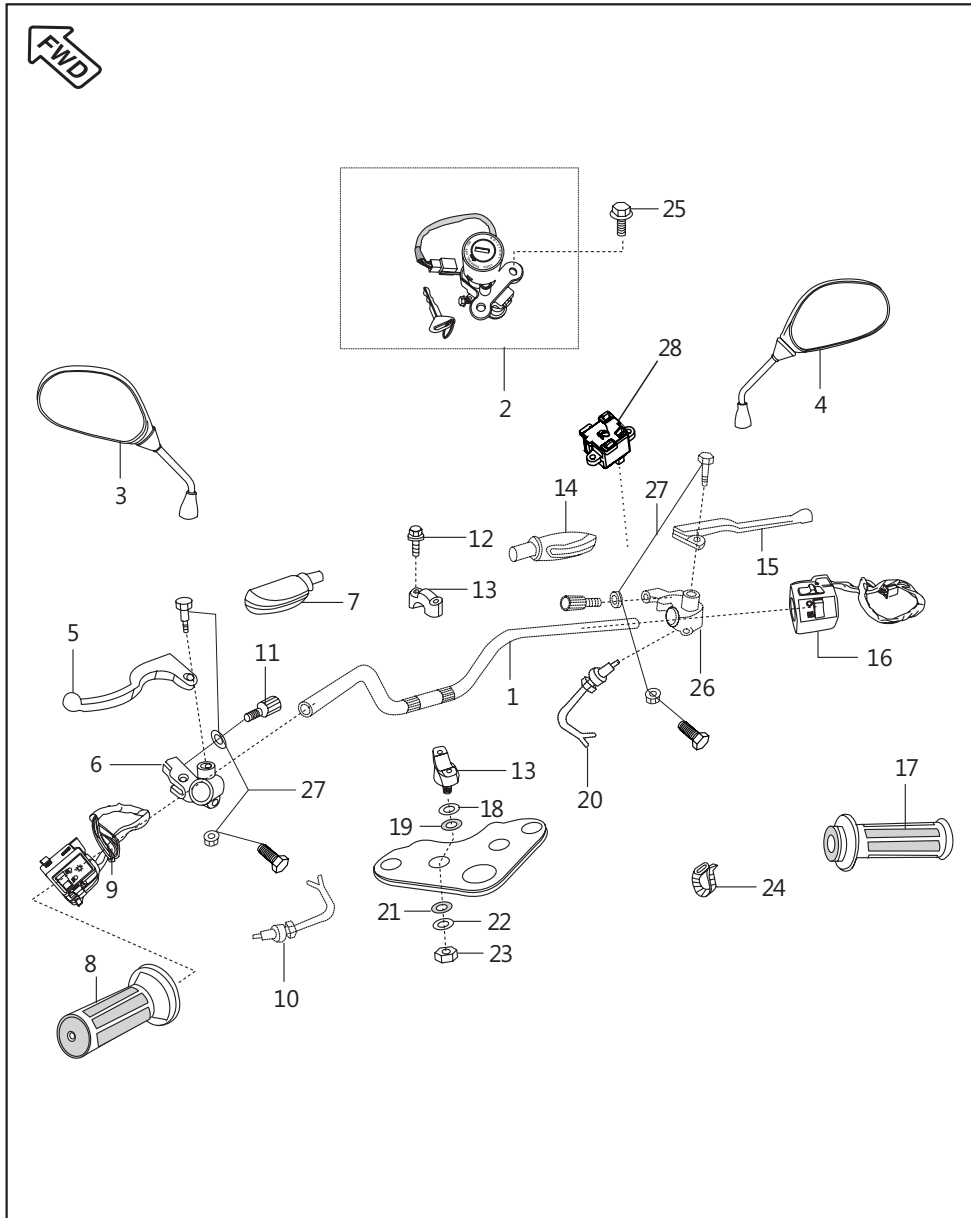
Rear Brake Pedal

No.	Part No.	Description	Drum	Disc	Remarks
1	PF 1610 02	Brake Pedal	1	1	
2	PF 1610 01	Rod Brake	1	1	
3	30 1910 38	Pin	1	1	
4	DS 1910 35	Packing Brake Rod	1	1	
5	39 0198 11	Plain Washer	2	2	
6	39 0808 08	Split Pin	1	1	
7	39 0805 11	Plain Washer	1	1	
8	39 0797 08	Pin Cotter	1	1	
9	JV 1610 14	Brake Pedal Return Spring	1	1	
10	39 0198 11	Washer Plain	2	2	
11	30 1910 35	Spring	1	1	
12	JB 1610 02	Pin Brake Rod	1	1	
13	30 1910 36	Nut Brake Adjuster	1	1	
14	JW 1220 04	Rod Torque	1	1	
15	DH 1510 29	Step Bolt Torque Rod	1	1	
16	39 1540 11	Plain Washer	1	1	
17	39 0789 12	Spring Washer	2	2	
18	39 0694 15	Hex. Lock Nut M8 x 1.25	1	1	
19	39 0807 08	Split Pin	2	2	
20	30 1510 95	Bolt Hex.	1	1	
21	39 0708 15	Nut Hex. M10 X 1	1	1	
22	DD 1610 78	Damper	1	1	



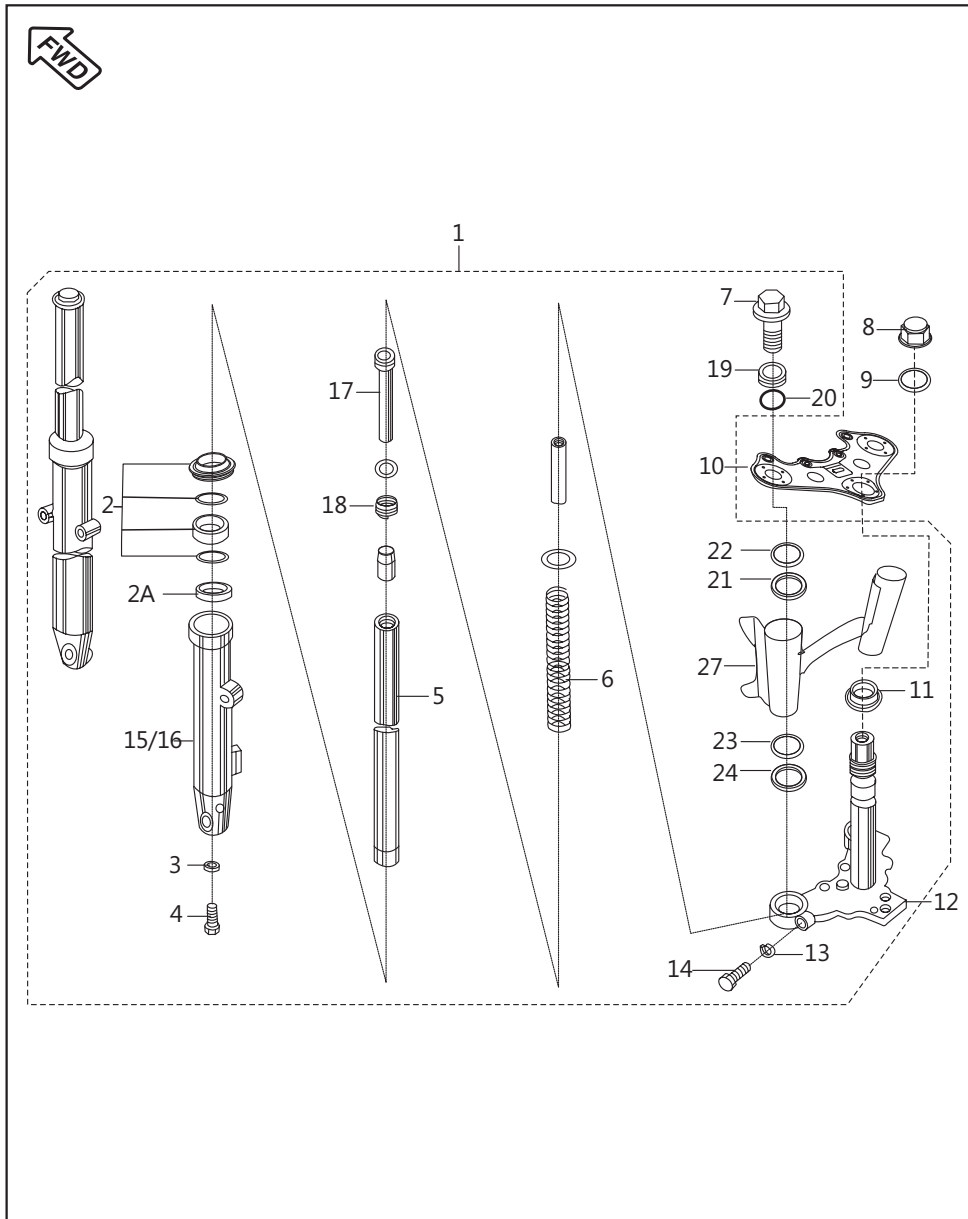
Handle Bar

No.	Part No.	Description	Drum	Disc	Remarks
1	DU 1810 21	Handle Bar	1	1	
2	PF 2326 01	3 in One Lock Set	1	1	
	PF 2326 05	Lock Kit	1	-	UG 5 Gear
2a	DS 1810 22	Switch Ignition Assembly	1	1	N.I
3	DJ 2210 03	Mirror Assembly LH	1	1	
4	DJ 2210 04	Mirror Assembly RH	1	1	
5	DJ 1910 83	Lever Grip Left	1	1	Ref.Cir.IB-114
6	DJ 1910 54	Holder LH	1	1	
	DJ 1910 81	Holder LH	1	1	Ref.Cir.IB-114
7	DS 1910 52	Boot For Lever LH	1	1	
8	DU 1910 09	Grip LH	1	1	
9	JB 4014 00	Control Switch LH	1	1	
10	JB 4014 09	Clutch Switch	1	1	N.I.
	JZ 4014 05	Clutch Switch	1	1	N.I. Ref.Cir.IB-114
11	36 DU19 01	kit Cable Adjuster	2	2	N.S
12	39 1074 04	Flanged Bolt	4	4	
13	36 DS18 01	Holder Handle Set	2	2	Refer Page No.106
14	DS 1910 18	Boot For Lever RH	1	1	
15	DD 1911 42	Lever Grip Right	1	1	
16	PF 4014 08	Control Switch RH	1	1	
	PF 4014 17	Control Switch RH	1	1	Ref.Cir.IB-113
17	DU 1910 03	Hand Grip Assembly RH	1	1	
18	DS 1810 07	Washer Handle Upper	2	2	
19	DS 1810 08	Damper Handle Upper	2	2	
20	DD 2011 70	Switch Assembly	1	1	
21	DS 1810 09	Damper Handle Lower	2	2	



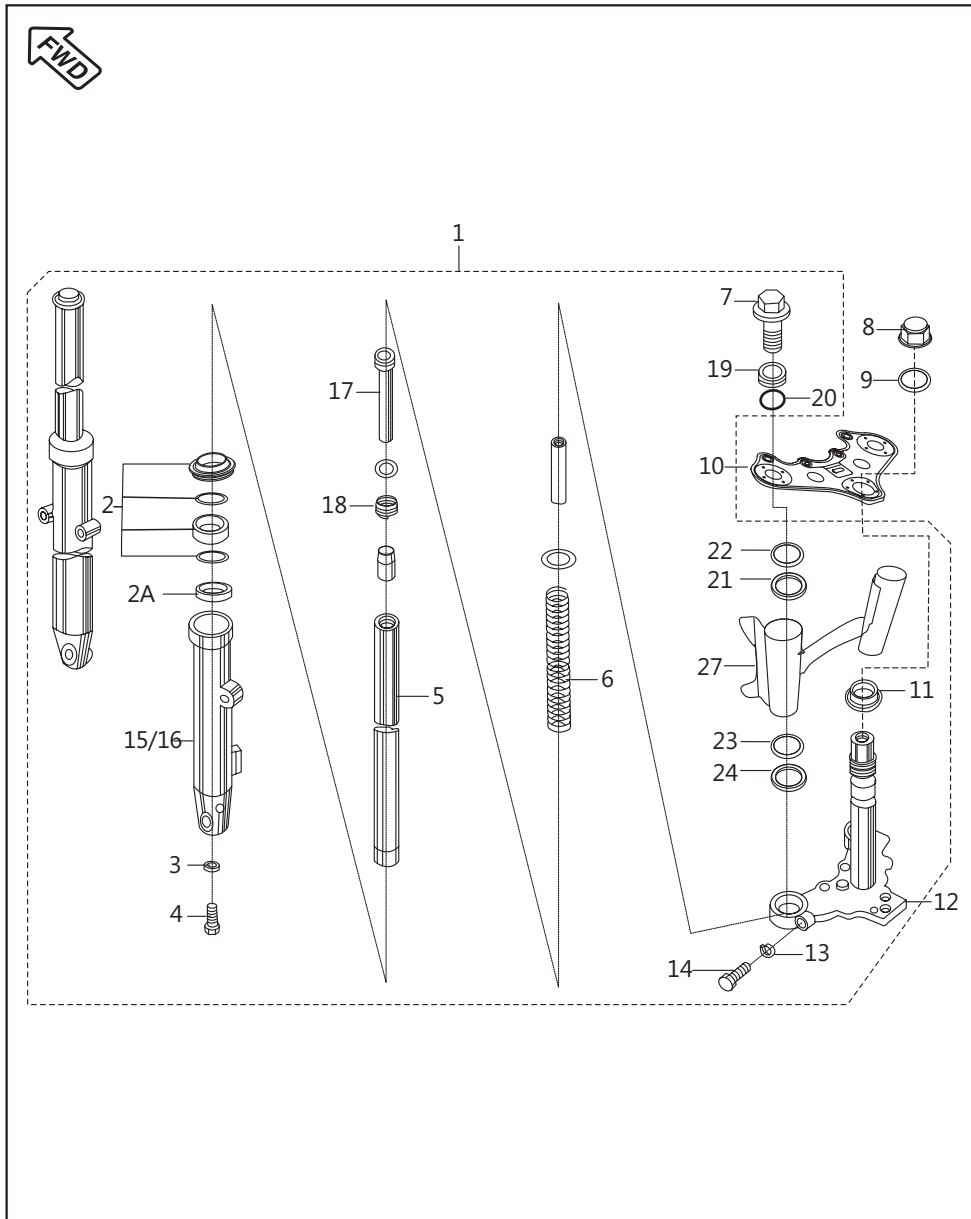
Handle Bar

No.	Part No.	Description	Drum	Disc	Remarks
22	DS 1810 10	Washer Handle Lower	2	2	
23	39 0422 15	Nut Nyloc M10	2	2	
24	30 1910 48	Band	2	2	
25	39 1943 04	Flange Bolt	2	2	For Ignition Switch
26	DS 1910 38	Holder RH	1	1	
27	36 DK00 37	Kit Mirror Holder	2	2	Refer Page No.108



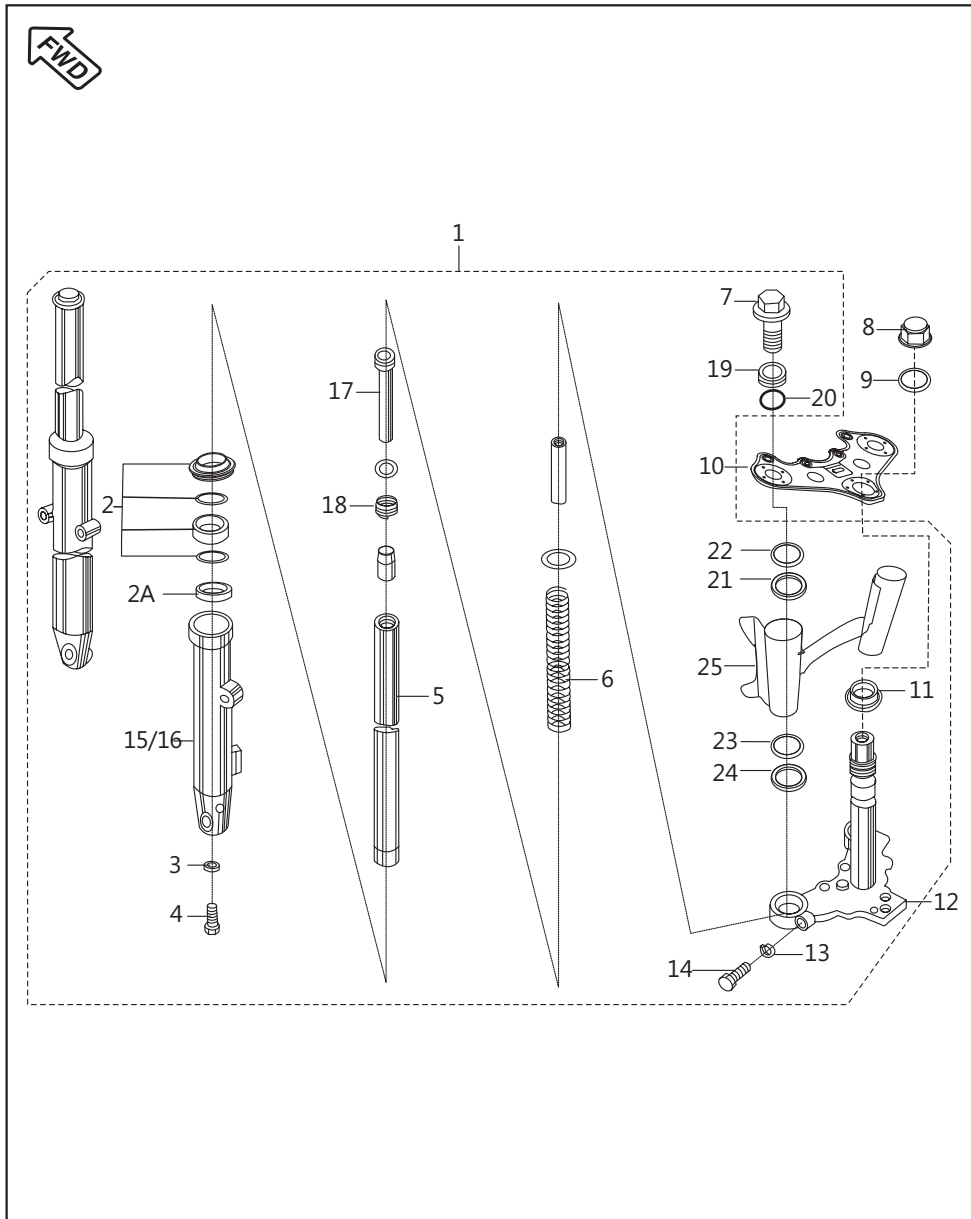
Front Fork

No.	Part No.	Description	Drum	Disc	Remarks
1	PF 1210 12	Fork Front	1	-	
	PF 1210 26	Fork Front	1	-	For Fairing Version
2	36 DK00 20	Front Fork Seal Kit	1	-	Refer Page No.107
2A	DJ 1810 87	Seal - Oil for 31 Dia. Fork	2	-	
3	30 1810 26	Gasket	2	-	
4	30 1810 25	Bolt	2	-	
5	PF 1210 17	Fork Pipe Inner	2	-	
6	DS 1810 84	Spring Front Fork	2	-	
7	59 0400 06	Bolt Fork	2	-	With Washer
8	DS 1810 15	Cap Nut Fork	1	-	
9	DS 1810 16	Plain Washer	1	-	For Cap Nut
10	DS 1810 05	Bracket Upper Front Fork	1	-	
11	30 1810 09	Bearing Cone	1	-	
12	DS 1810 20	Under Bracket Fork	1	-	
13	39 0789 12	Spring Washer	2	-	
14	39 1181 01	Bolt	2	-	
	39 1813 04	Bolt	2	-	For Fairing Version
15	PF 1210 18	Pipe Left Fork Outer	1	-	
16	PF 1210 19	Pipe Right Fork Outer	1	-	
17	PA 1210 41	Seat Pipe	2	-	
18	31 1810 99	Rebound Spring	2	-	
19	DS 1810 12	Bolt Fork	2	-	
20	31 1811 02	'O' Ring	2	-	
	30 1810 29	'O' Ring	2	-	For Fairing Version
21	DJ 1810 42	Cover Trail A	2	-	
22	PF 1210 28	Damper Cover Fork	2	-	



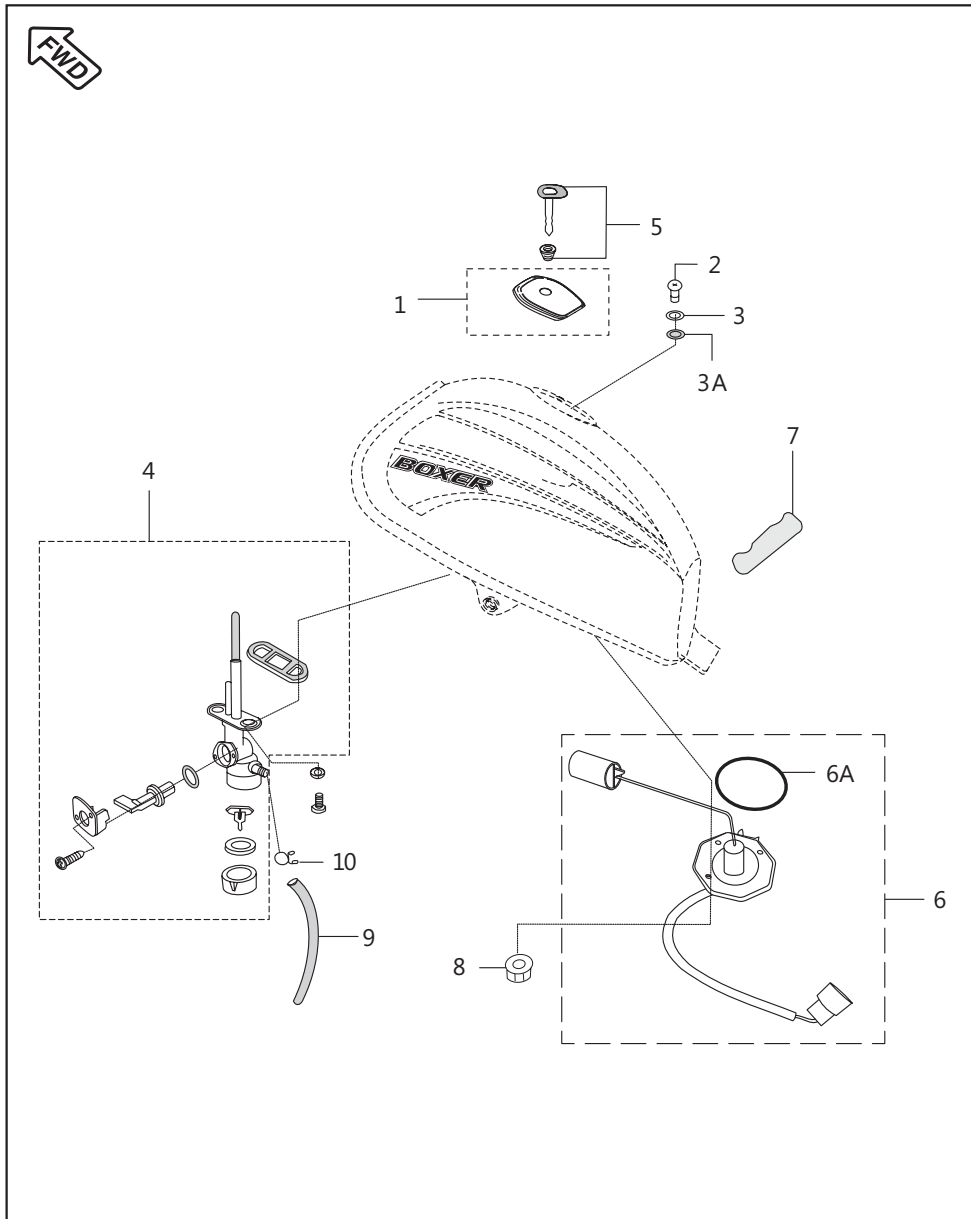
Front Fork

No.	Part No.	Description	Drum	Disc	Remarks
23	DJ 1810 43	Cover Trail B	2	-	
24	DJ 1810 85	Cushion Rubber	2	-	
25	PF 1210 15	Cover Fork LH	1	-	N.I
26	PF 1210 16	Cover Fork RH	1	-	N.I
27	PF 1210 24	Lamp Shade Assembly	1	-	
28	DE 1810 33	Cylinder Complete Fork	2	-	For Fairing Version
29	DS 1810 70	Bush Guide	2	-	For Fairing Version
30	DS 1810 72	Washer Guide Bush	2	-	For Fairing Version



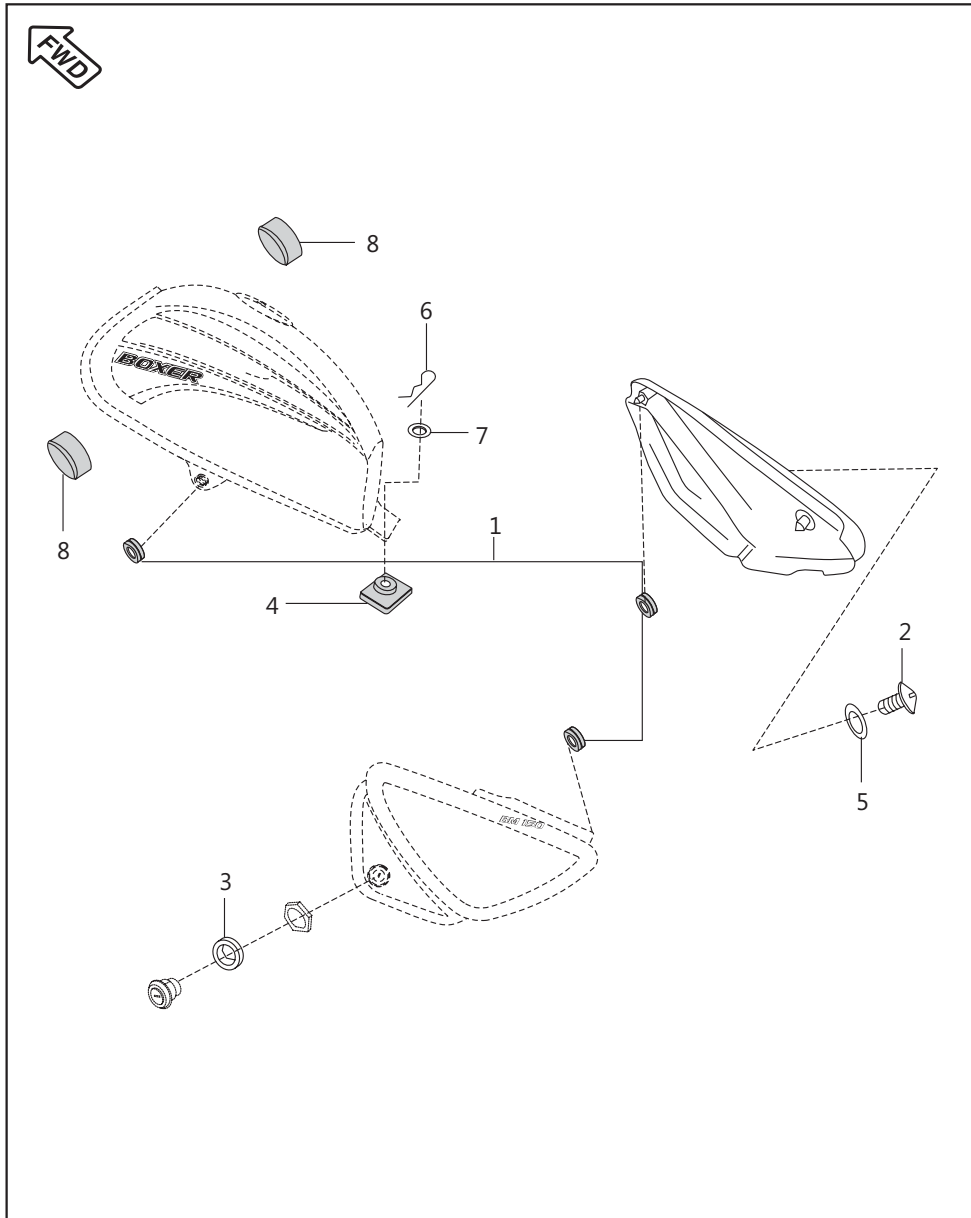
Front Fork - For Disc

No.	Part No.	Description	Drum	Disc	Remarks
1	PF 1210 35	Fork Front Disc	-	1	
2	36 DK00 20	Front Fork Seal Kit	-	1	Refer Page No.107
2A	DJ 1810 87	Seal - Oil for 31 Dia. Fork	-	2	
3	30 1810 26	Gasket	-	2	
4	30 1810 25	Bolt	-	2	
5	PF 1210 17	Fork Pipe Inner	-	2	
6	DS 1810 84	Spring Front Fork	-	2	
7	59 0400 06	Bolt Fork	-	2	With Washer
8	DS 1810 15	Cap Nut Fork	-	1	
9	DS 1810 16	Plain Washer	-	1	For Cap Nut
10	DS 1810 05	Bracket Upper Front Fork	-	1	
11	30 1810 09	Bearing Cone	-	1	
12	DS 1810 20	Under Bracket Fork	-	1	
13	39 0789 12	Spring Washer	-	2	
14	39 1181 01	Bolt	-	2	
15	PF 1210 37	Pipe Outer - LH	-	1	
16	PF 1210 39	Pipe Outer - RH	-	1	
17	PA 1210 41	Seat Pipe	-	2	
18	31 1810 99	Rebound Spring	-	2	
19	DS 1810 12	Bolt Fork	-	2	
20	31 1811 02	'O' Ring	-	2	
21	DJ 1810 42	Cover Fork A	-	2	
22	PF 1210 28	Damper Cover Fork	-	2	
23	DJ 1810 52	Cover - Trail :- B (31 - Black)	-	2	
24	DJ 1810 85	Cushion Rubber	-	2	
25	PF 1210 24	Lamp Shade Assembly	-	1	



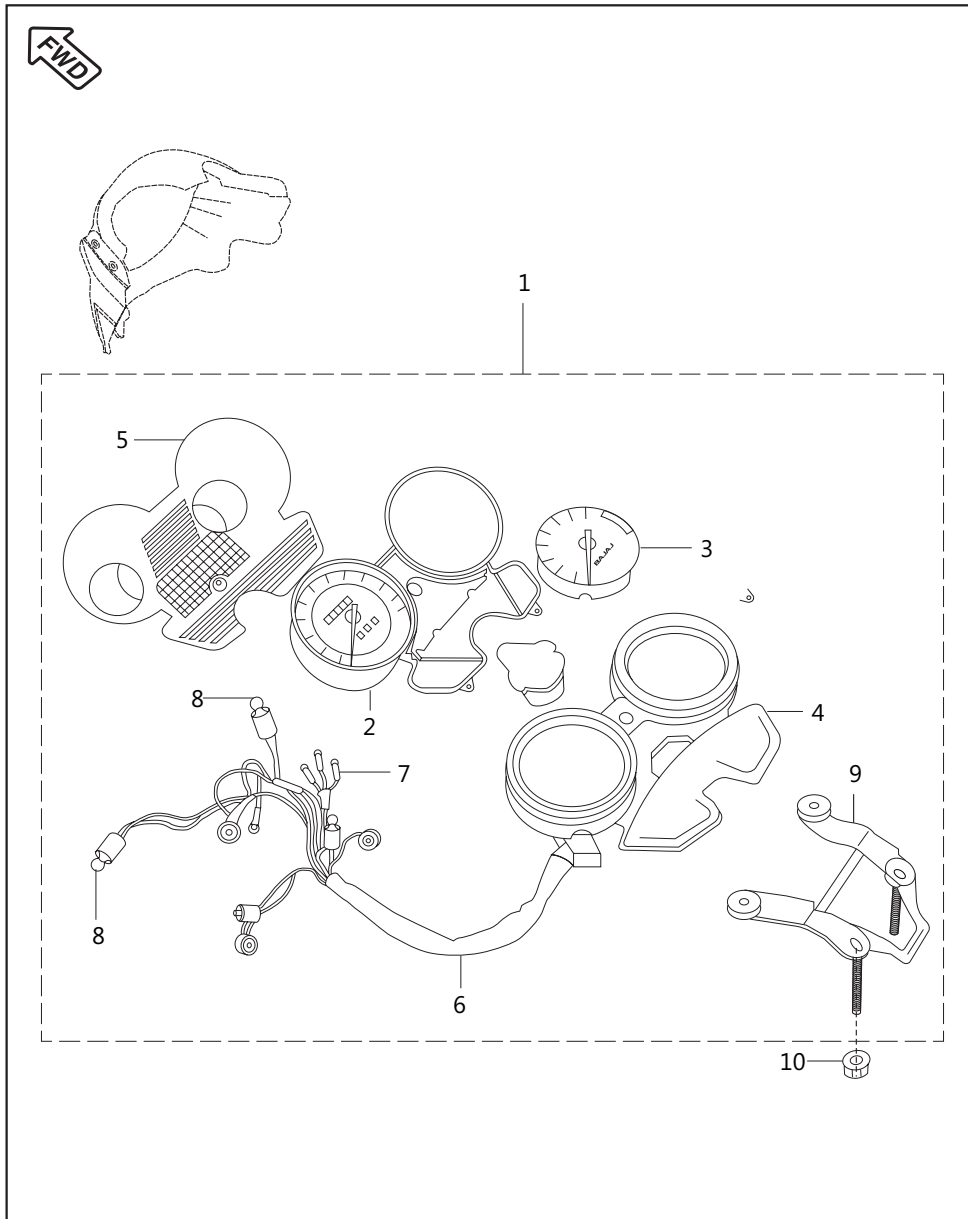
Fuel Tank, Cap Tank and Gauge Fuel

No.	Part No.	Description	Drum	Disc	Remarks
1	DS 1410 09	Cap Assembly Tank	1	1	
2	39 0761 01	Screw Pan Cross	2	2	
3	39 2179 24	Washer	2	2	
3A	30 1410 31	'O' Ring	2	2	
4	PF 1718 02	Fuel Tap	1	-	
	PF 1718 00	Tap Fuel	-	1	
5	PF 2326 01	3 In 1 Lock Set with Key	1	1	
6	PF 4026 00	Sensor Fuel Level	1	1	With 'O' Ring
6A	DK 1410 28	'O' Ring	1	1	
	JH 1710 17	'O' Ring Fuel Gauge	1	1	UG 5 Gear
7	DS 1410 13	Seat Tape	1	1	Pasted on Tank
8	39 2484 15	Flanged Nut	4	4	
9	PF 1718 03	Pipe Fuel	1	1	Cock to Carburettor
10	DK 1410 41	Pipe Clip	2	2	



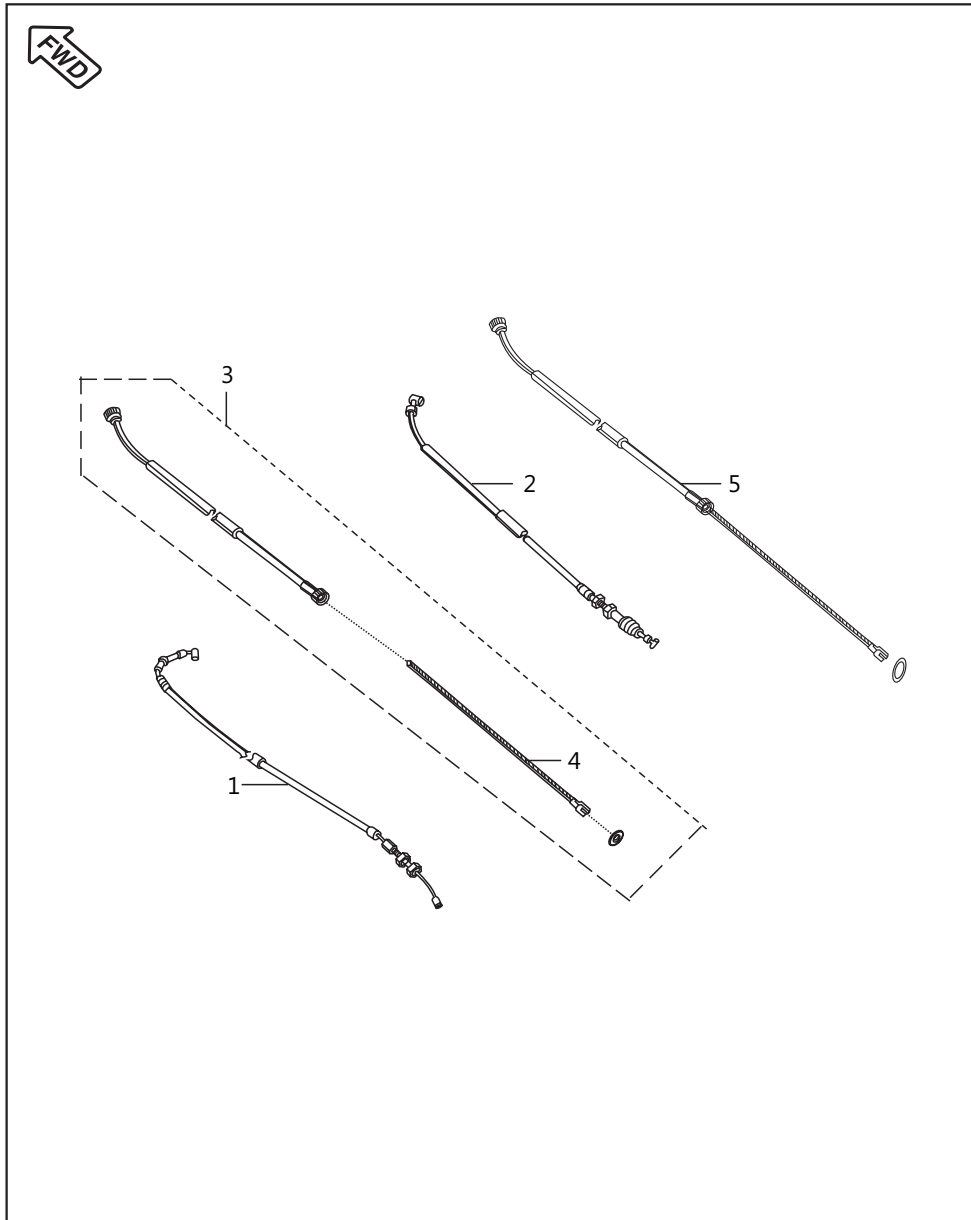
Fittings - Fuel Tank, Side Covers & Cover Seat

No.	Part No.	Description	Drum	Disc	Remarks
1	36 DS14 01	Grommet Kit for Side Cover	1	1	Refer Page No.107
2	DG 1611 21	Screw	1	1	
3	DU 1611 02	Damper	1	1	
4	JV 1710 01	Damper Tank Rear	1	1	For Tank
5	39 1789 24	Washer Nylon	3	3	
6	39 0983 08	Pin Snap	1	1	
7	39 1054 11	Plain Washer	1	1	
8	DJ 1410 08	Damper Front	2	2	For Tank Mounting



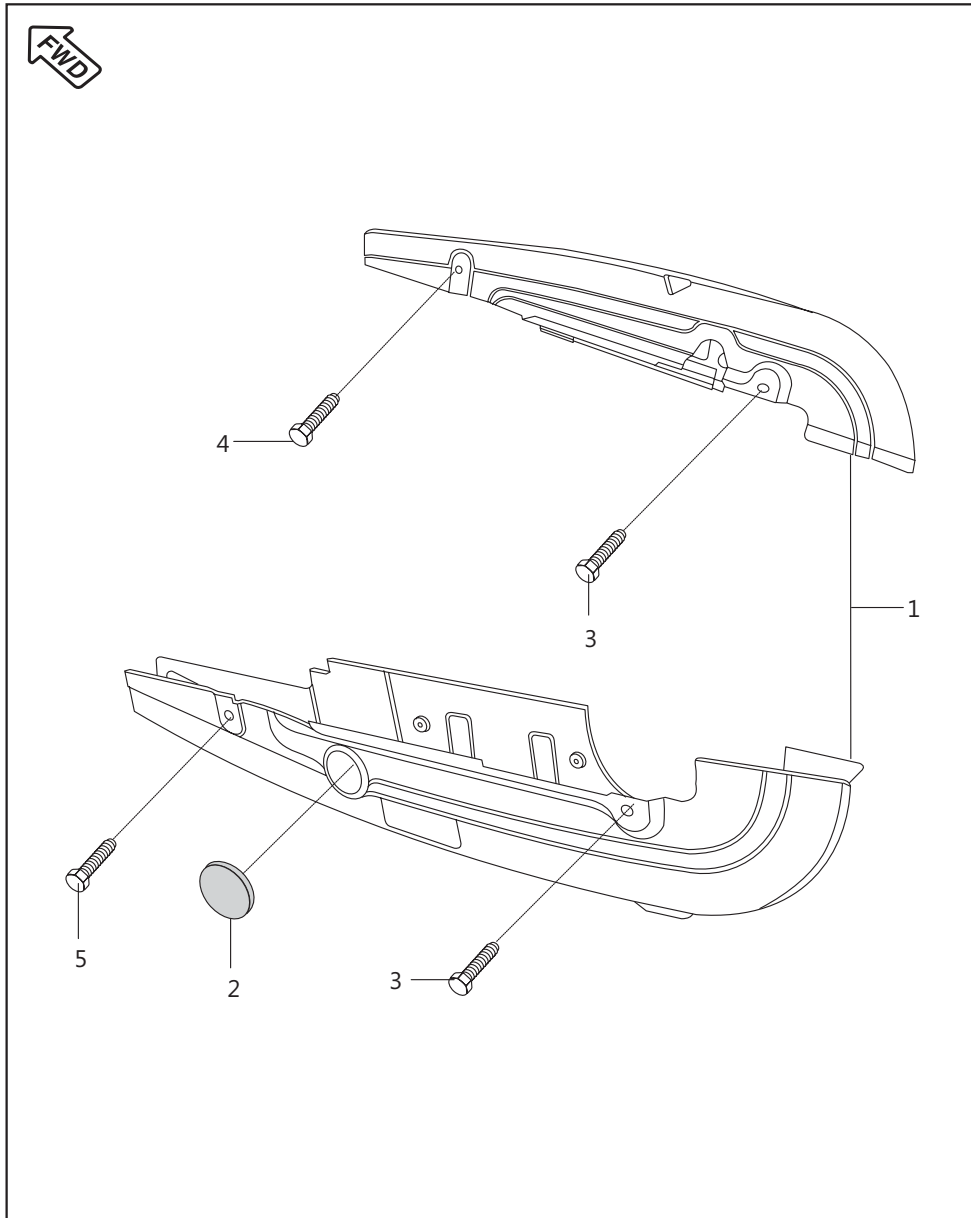
Meter Assembly

No.	Part No.	Description	Drum	Disc	Remarks
1	PF 4024 00	Speedometer Assembly	1	1	UG 5 Gear
	PF 4024 16	Speedometer	1	-	
2	PF 4024 01	Speedometer Machine With Dial	1	1	
3	PF 4024 05	Fuel Gauge Machine with dial	1	1	
4	PF 4024 02	Speedo Meter Top Cover	1	1	
5	PF 4024 06	Speedo Meter Bottom Cover	1	1	
6	PF 4024 03	Speedometer Wiring Harness	1	1	
7	CL 2010 42	Bulb 12V - 2 W	4	4	
8	DH 1910 37	Bulb 12V - 3 W	3	3	
9	PF 4024 04	Speedometer Bracket	1	1	
10	39 0798 15	Flanged Nut	2	2	



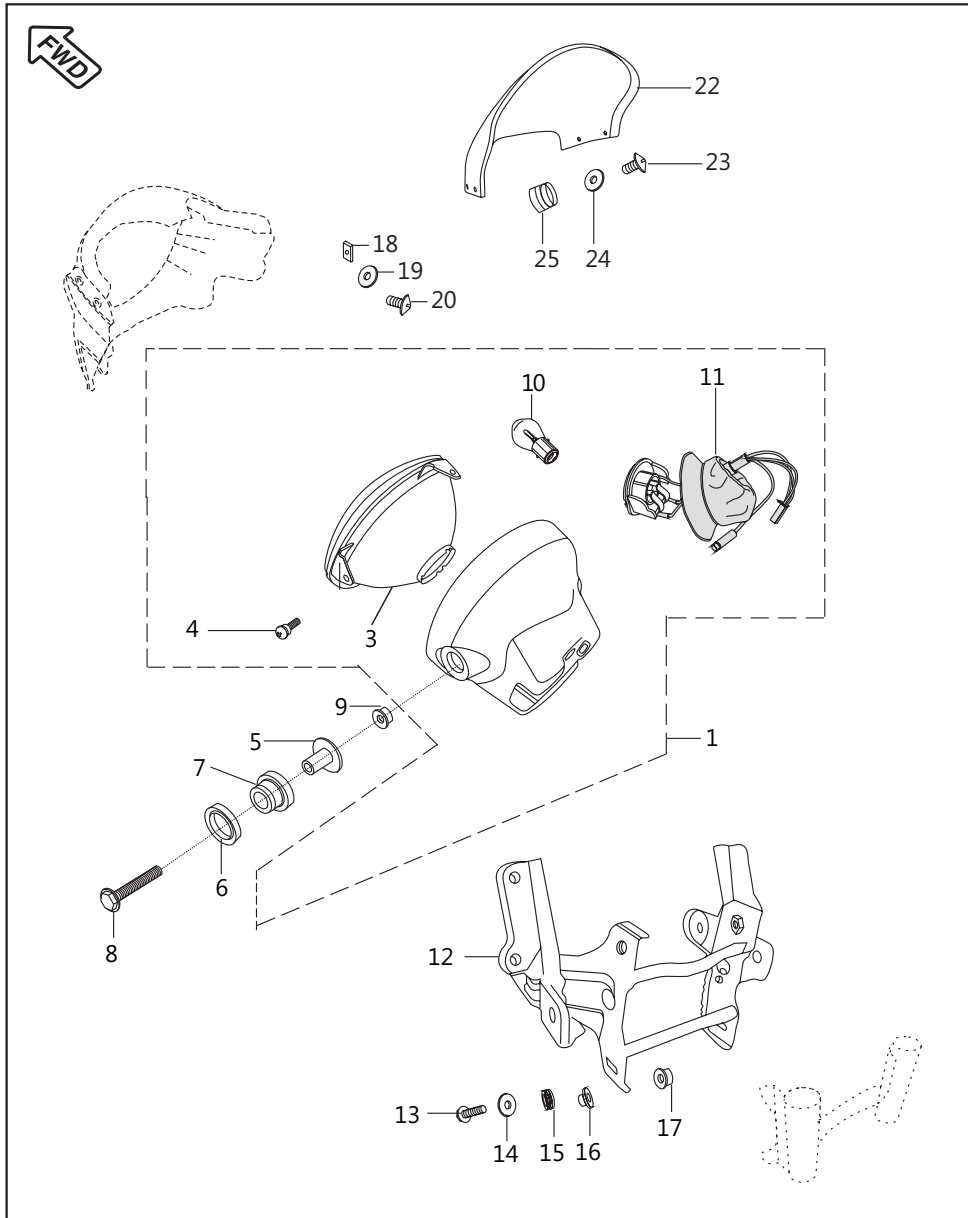
Control Cables

No.	Part No.	Description	Drum	Disc	Remarks
1	PF 1612 11	Cable Accelerator	1	1	Ref.Cir.IB-113
	PF 1612 17	Cable Accelerator	1	1	
2	PF 1612 12	Cable Clutch	1	1	
3	JZ 1612 10	Cable Speedometer	1	1	
4	PF 1612 09	Cable Speedometer Inner	1	1	
5	PF 1612 13	Cable Front Brake	1	-	
	DJ 2011 08	Cable Assy Front Brake Microswitch	-	1	
6	39 1561 21	'O' Ring	1	1	N.I.



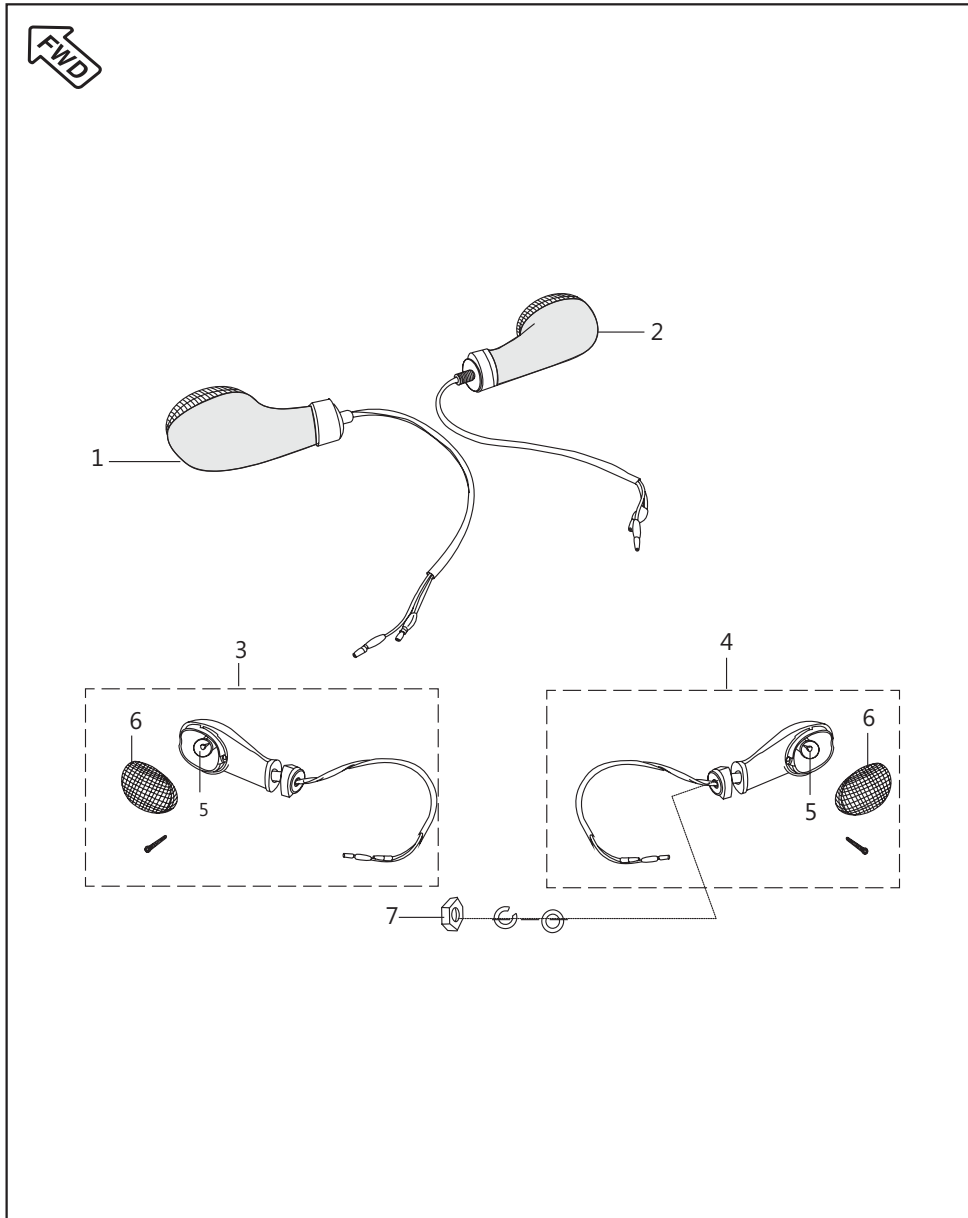
Chain Case

No.	Part No.	Description	Drum	Disc	Remarks
1	36 PF00 11	Kit Chain Case	1	1	Refer Page No.107
2	15 1610 69	Rubber Cap	1	1	
3	DH 1612 83	Bolt M6	2	2	
4	JB 1812 20	Flange Bolt M6 X 1P X 62 L	2	2	
5	DH 1610 73	Instruction Label	1	1	N.I.



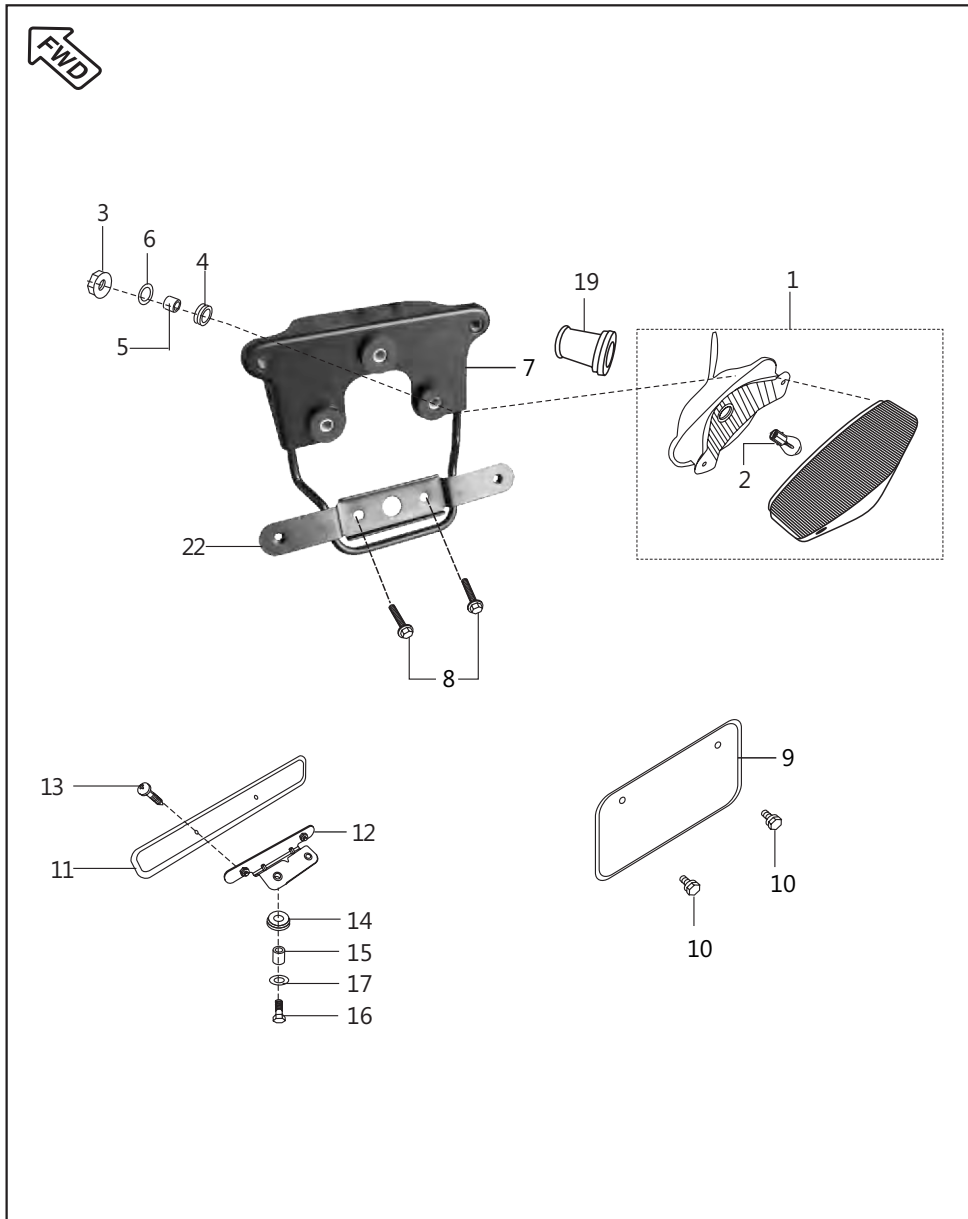
Head Lamp

No.	Part No.	Description	Drum	Disc	Remarks
1	PF 4010 00	Head Light Assembly	1	1	
2	PF 4010 07	Head Light Assembly Without Bulb	1	1	
3	DJ 2010 51	Reflector With Lens	1	1	
4	DU 2010 29	Special Screw	2	2	
5	DS 2010 19	Collar	2	2	
6	DS 2010 20	Damper I	2	2	N.S.
7	DS 2010 21	Damper II	2	2	
8	39 2582 04	Flange Bolt M-8 L 35	2	2	
9	39 1970 15	Flange Nut M-8	2	2	
10	CL 2010 23	Lamp 12 V 35/35 W HS1	1	1	
11	PF 4010 09	Lamp Holder (Socket) Assembly	1	1	
12	PF 1210 25	Fairing Structure	1	1	
13	39 1074 04	Bolt Flange M6	4	4	
14	JW 1812 29	Plain Washer	6	6	
15	JB 1510 12	Grommet Fairing Mounting	4	4	
16	JB 1510 13	Sleeve Fairing Mounting	4	4	
17	39 0798 15	Hex Nut	2	2	
18	35 1610 60	Nut - Clip	4	4	
19	39 1765 11	Washer - Plain	4	4	
20	39 2238 01	Screw - Pan Head	4	4	
21	PF 1812 11	Grommet - Cowling Mtg	2	2	N.I.
22	PF 1812 09	Windshield	1	1	
23	DL 1810 09	Screw - M5 X L 16	4	4	
24	39 2141 24	Washer (Non Metallic Washer)	4	4	
25	DL 1810 10	Nut-well M5	4	4	



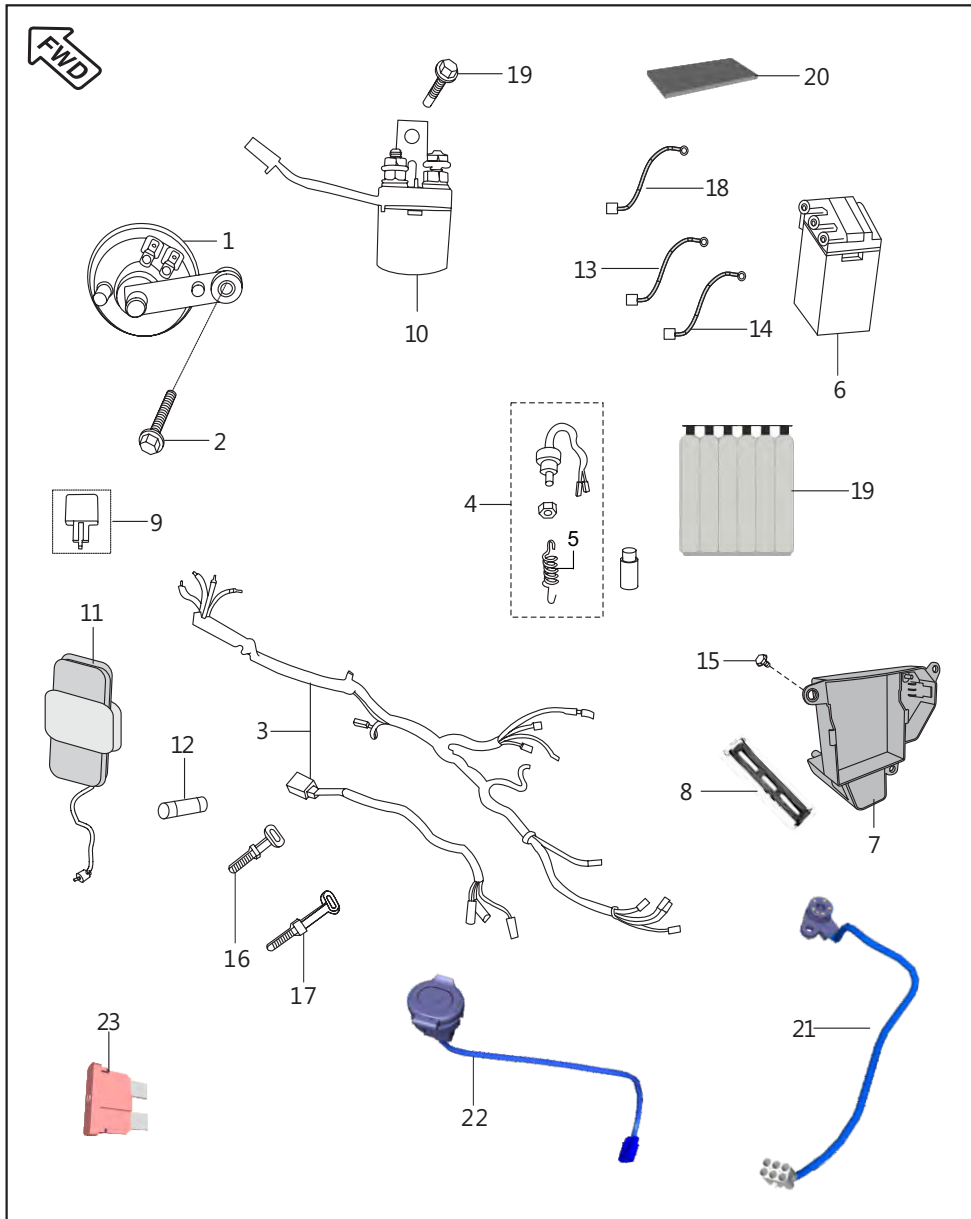
Indicator Light Assembly

No.	Part No.	Description	Drum	Disc	Remarks
1	DM 2010 27	Dir. Ind. Front LH With Lamp	1	-	E Marking
	PF 4010 01	Assembly Dir. Indicator FR-L/LMP	-	1	
2	DM 2010 28	Dir. Ind. Front RH With Lamp	1	-	E Marking
	PF 4010 02	Assembly Dir Ind Fr-r/lmp	-	1	
3	DM 2010 29	Dir. Ind. Rear LH With Lamp	1	-	E Marking
	PF 4010 03	Assembly Dir Ind RR-l/lmp	-	1	
4	DM 2010 30	Dir. Ind. Rear RH With Lamp	1	-	E Marking
	PF 4010 04	Assembly Dir Ind RR-r/lmp	-	1	
5	18 2010 44	Lamp 12 V - 10W	4	4	E Marking
6	DU 2010 16	Lens	4	4	
7	39 1225 15	Hex. Nut	4	4	



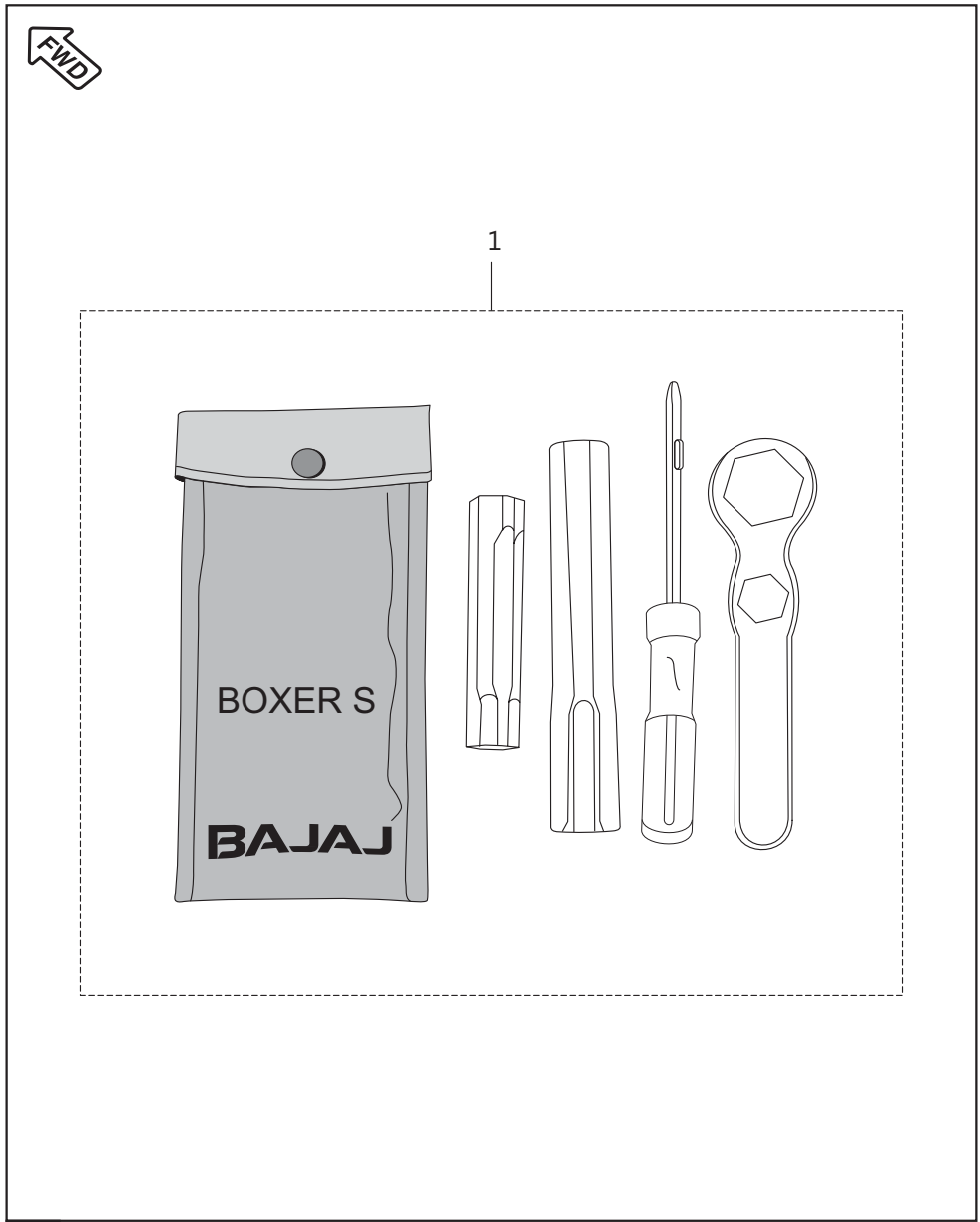
Tail Lamp Assembly / Front Number Plate

No.	Part No.	Description	Drum	Disc	Remarks
1	DF 2011 38	Tail Light Assembly With Lamp	1	1	
	PF 4010 05	Tail Light Assembly With Lamp	1	1	E Marking
2	31 2010 28	Lamp 12 V, 10/5W	1	1	
	20 2010 29	Lamp 12 V, 21/5W	1	1	E Marking
3	39 2430 15	Hex Nut. / Flange	2	2	
4	DD 2010 11	Damper	2	2	
5	31 2010 01	Collar	2	2	
6	39 2429 11	Plain Washer	2	2	
7	PF 2314 01	Bracket Tail Light Assembly	1	1	
8	39 1956 04	Bolt Flange Small (for No. Plate)	2	2	
9	DP 1611 45	Plate No. Rear Black	1	1	
10	39 2765 01	Screw Truss M6	2	2	
11	DP 1611 44	Number Plate Front	1	-	
	DF 1612 51	Plate - Number :- Front In Black	-	1	
12	DD 1811 76	Front No. Plate Mtg Bracket	1	-	
	DF 1810 97	Bracket Plate Number Front	1	1	UG 5 Gear
13	39 1783 01	Truss Screw Front No. Plate	2	2	
14	30 1810 60	Damper	2	2	
15	30 1810 61	Collar	2	2	
16	39 1553 04	Bolt Flange	2	2	
17	39 1211 11	Washer	2	2	
19	DM 2010 26	Boot	1	1	
20	30 2010 69	Reflector Reflex	1	1	N.I.
21	39 1972 15	Nut Hexagon with Flange M5	1	1	Reflector Mtg.
22	DP 1611 01	Bracket Assy. Mtg Rear Number Plate	1	1	



Electrical Equipments

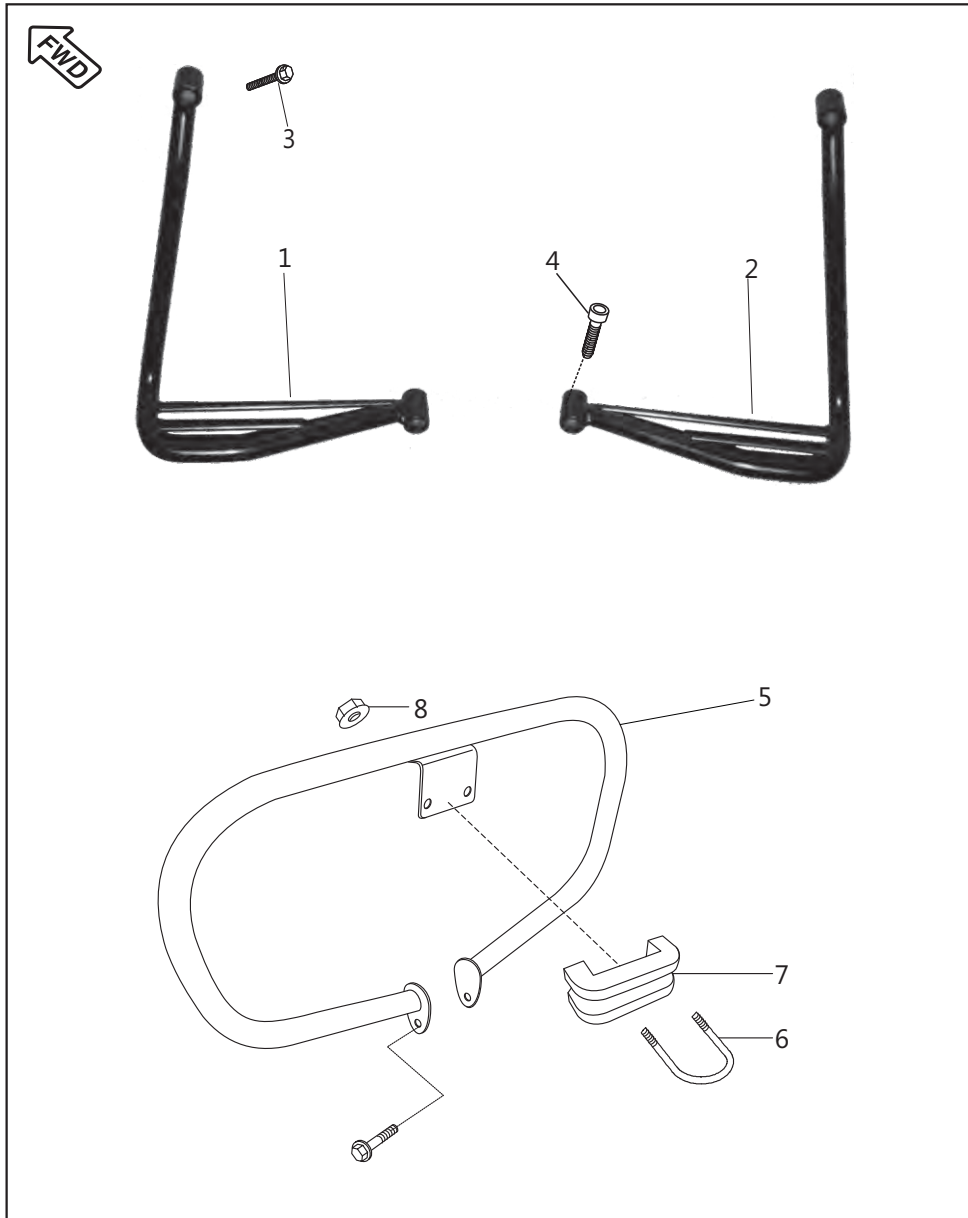
No.	Part No.	Description	Drum	Disc	Remarks
1	JV 4016 02	DC Horn	1	1	
2	39 1689 04	Flange Bolt (M8)	1	1	
3	PF 4022 00	Wiring Harness	1	-	
	PF 4022 54	Harness Wiring	1	-	UG 5 Gear
	PF 4022 13	Harness Wiring Bm150 Ss	-	1	
4	PF 4014 04	Rear Brake Switch	1	1	
5	PF 4014 03	Spring Brake Switch	1	1	
6	DS 2010 82	Battery 5 MF dry Charged	1	1	
	JF 4018 07	Battery Dry Vrla 4ah	1	-	UG 5 Gear
7	JV 4018 01	Case Battery	1	1	
8	JA 4018 01	Band Battery	1	1	
9	DS 2010 25	Assembly DC Flasher	1	1	
10	JK 3516 00	Starter Relay	1	1	With Grommet
11	30 2011 04	Fuse Box Assembly	2	2	For Light Main Fuse
12	GF 2010 53	Fuse (10 Amp.)	2	2	Light & Main Fuse
	AK 2010 12	Fuse - 10A (Blade Type)	3	3	UG 5 Gear
13	JV 4022 04	Cable Starter Relay to Motor Relay	1	1	
	PA 4022 48	Cable Relay To Motor	1	-	UG 5 Gear
14	JV 4022 05	Cable Assembly (Battery to Earth)	1	1	
	PA 4022 56	Cable Assembly Battery To Earth	1	-	UG 5 Gear
15	LA D001 31	Bolt Flanged-m10x1.5x150xolv Grn	1	1	
16	30 1910 48	Band	1	1	
17	30 2010 64	Band (Harness)	1	1	
18	DS 2010 22	Cable Assembly Battery to Starter Relay	1	1	
19	JF 4018 08	Bottle Acid 4AH	1	1	N.I UG 5 Gear
20	PF 4018 20	Foam Battery	1	1	
21	PF 3518 00	Sensor Indicator Gear	1	1	UG 5 Gear
22	PF 4034 00	Charger Mobile	1	1	UG 5 Gear
23	BF 4023 10	Fuse 5A Ato	2	2	UG 5 Gear



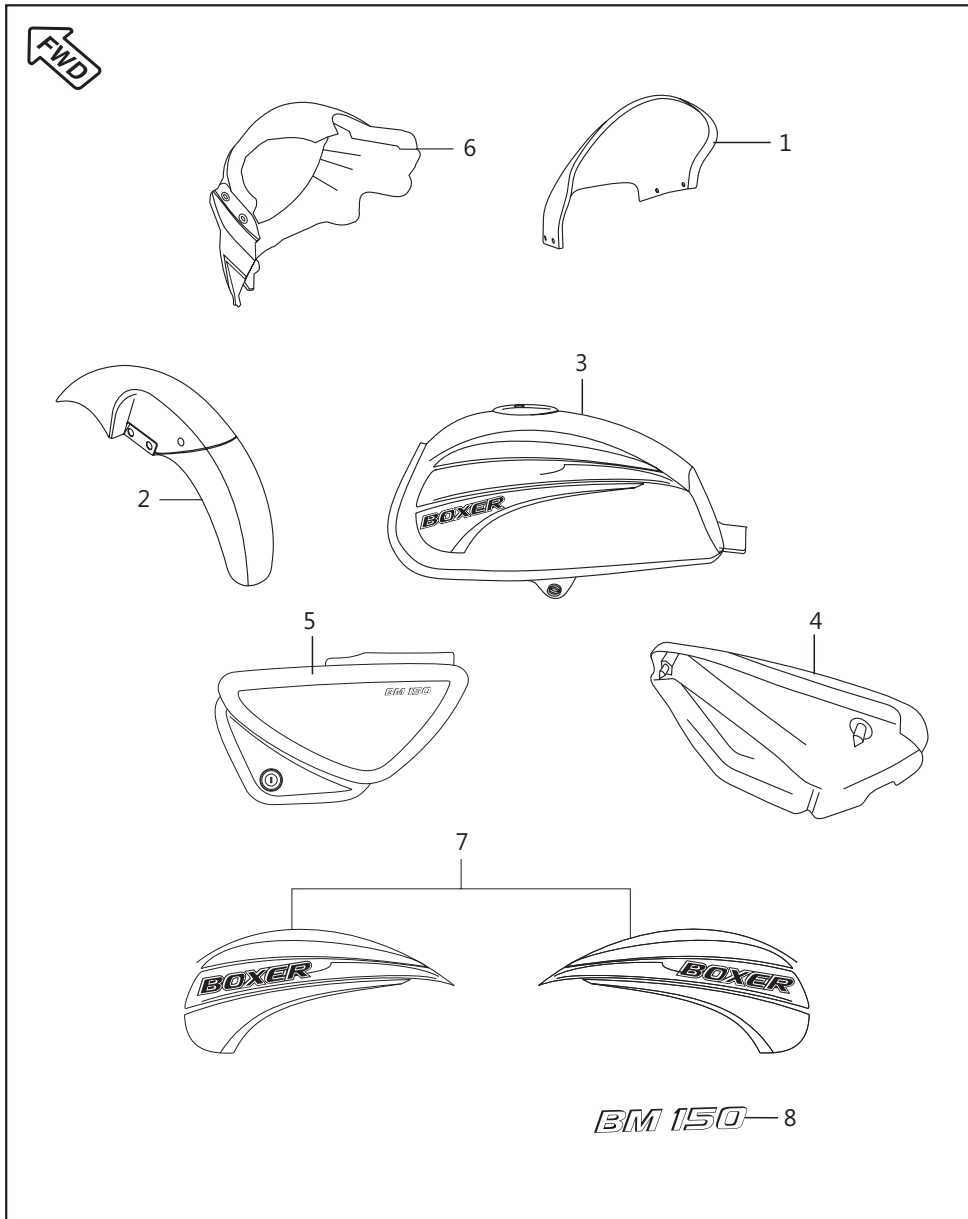
Tool Kit

No.	Part No.	Description	Drum	Disc	Remarks
1	DM 2210 13	Tool Kit	1	1	

Accessories / Grab Handle

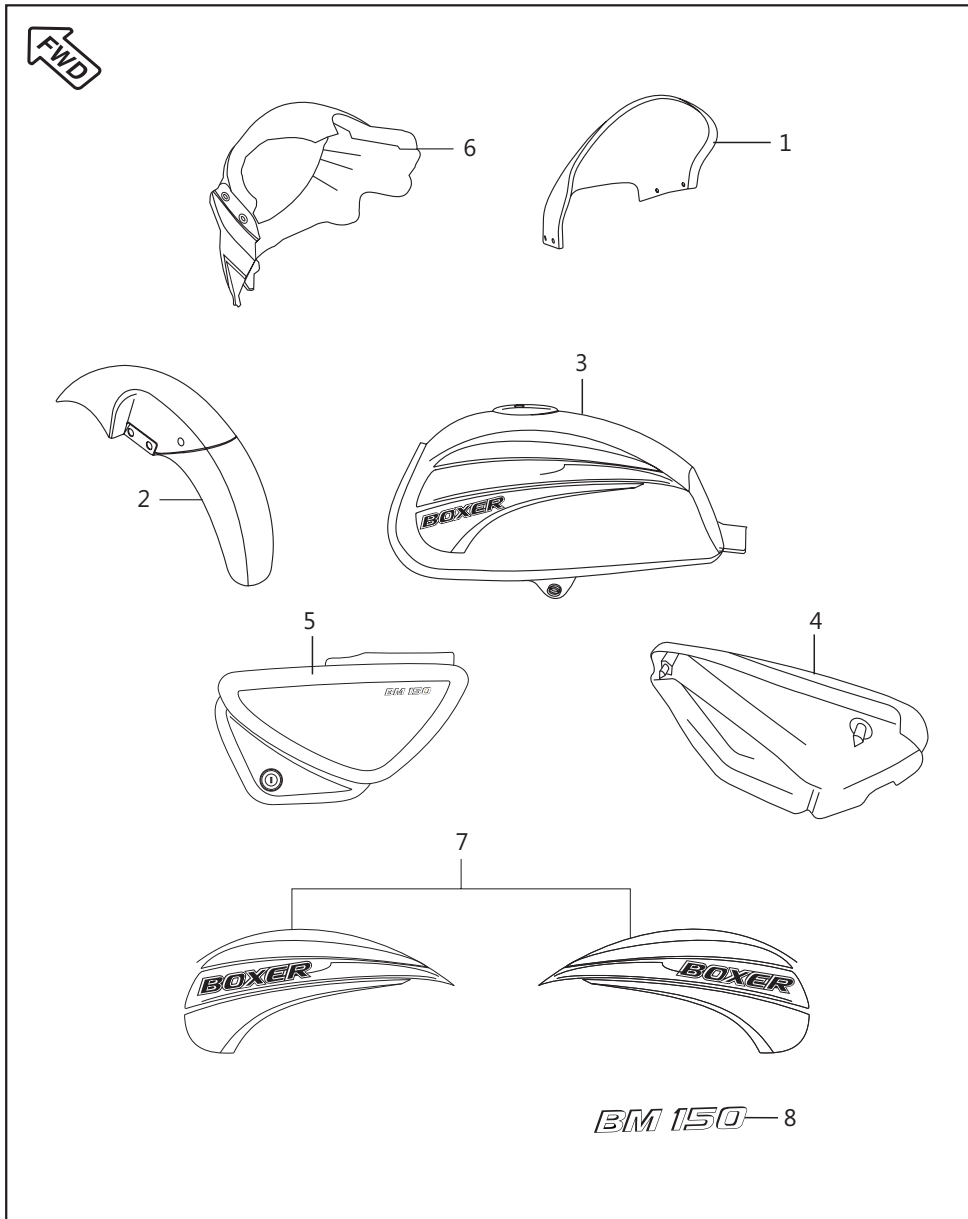


No.	Part No.	Description	Drum	Disc	Remarks
1	PF 1130 08	Footrest Third LH	1	1	
2	PF 1130 09	Footrest Third RH	1	1	
3	39 1298 04	Screw Hex. Socket M8x1.25x35	2	2	
4	JB 2312 06	Bolt Socket Head	2	2	
5	PF 2312 01	Leg Guard	1	1	
6	JA 2312 01	Hook Leg Guard	1	1	
7	JA 2312 02	Spacer Leg Guard	1	1	
8	39 0798 15	Nut Hex With Flange M6	2	2	



Painted Parts & Decals

No.	Part No.	Description	Drum	Disc	Remarks
1	PF 1812 09	Wind Shield	1	1	
2	PF 7201 X3	Front Fender Painted	1	1	Ebony Black
	PF 7201 3E	Front Fender Painted	1	1	Elect Blue
	PF 7201 3F	Front Fender Painted	1	1	Flame Red
	PF 7201 2D	Front Fender Painted	1	1	Arctic White
	PF 1814 04	Front Fender	1	1	For Iran
3	PF 7101 X3	Fuel Tank Ebony Black Decal	1	1	Black Decal
	PF 7101 3E	Fuel Tank Electron Blue Decal	1	1	Blue Decal
	PF 7101 3F	Fuel Tank Flame Red Decal	1	1	Red Decal
	PF 7101 2D	Fuel Tank Arctic White Black Decal	1	1	Artic White Black Decal
	52 PF05 05	Fuel Tank D Grn Wh Dkl	1	1	For Iran
4	PF 7302 X3	Side Cover RH	1	1	Ebony Black Decal
	PF 7302 3E	Side Cover RH	1	1	Electron Blue Decal
	PF 7302 3F	Side Cover RH	1	1	Flame Red Decal
	PF 7302 2D	Side Cover RH	1	1	Artic White Black Decal N.S
	52 Pf05 01	Side Cvr RH D Gr W Eb Blk Dkl	1	1	For Iran
5	PF 7301 X3	Side Cover LH	1	1	Ebony Black Decal
	PF 7301 3E	Side Cover LH	1	1	Electron Blue Decal
	PF 7301 3F	Side Cover LH	1	1	Flame Red Decal
	PF 7301 2D	Side Cover LH	1	1	Artic White Black Decal N.S
	52 PF05 00	Side Cover LH	1	1	For Iran



Painted Parts & Decals

No.	Part No.	Description	Drum	Disc	Remarks
6	PF 7401 X3	Cowling Painted	1	1	Ebony Black
	PF 7401 3E	Cowling Painted	1	1	Electron Blue
	PF 7401 3F	Cowling Painted	1	1	Flame Red
	PF 7401 2D	Cowling Painted	1	1	Arctic White
	52 PF05 03	Cowling Painted	1	1	For Iran
7	36 PF00 15	Kit Tank Dcl Red	1	1	
	36 PF00 16	Kit Tank Dcl Blue	1	1	
	36 PF00 17	Kit Tank Dcl Black	1	1	
	36 PF00 83	Kit Tank Decal Arctic White	1	1	
8	36 PF00 18	Kit Dcl Side Cover Red Bm150	1	1	
	36 PF00 19	Kit Dcl Side Cover Blue Bm150	1	1	
	36 PF00 20	Kit Dcl Side Cover Black Bm150	1	1	
	36 PF00 84	Kit Side Cover Arctic White	1	1	



Painted Parts & Decals - UG 5 Gear

No.	Part No.	Description	Drum	Disc	Remarks
1	52 PF17 63	Fuel Tank Ebony Black Wh Decal	1	1	
	52 PF18 25	Tank Cocktail Wine Red With Decal	1	1	
	52 PF19 91	Fuel Tank Artic White With Decal	1	1	
2	52 PF17 69	Side Cover LH Ebony Black Wh Dkl	1	1	
	52 PF18 29	Sd Cvr LH Cocktail Wine Red Wh Del	1	1	
	52 PF19 87	Side Cover LH Artic White W Dkl	1	1	
3	52 PF17 70	Side Cover RH Ebony Black Wh Dkl	1	1	
	52 PF18 30	Sd Cvr RH Cocktail Wine Red Wh Dcl	1	1	
	52 PF19 88	Side Cover RH Artic White W Dkl	1	1	
4	52 PF17 67	Cowling Ebony Black With Decal	1	1	
	52 PF18 27	Cowling Cocktail Wine Red Wh Dcl	1	1	
	52 PF19 84	Cowling Arctic White With Decal	1	1	
5	36 PF01 39	Kit Tank Dcl Eb Black UG	1	1	
	36 PF01 40	Kit Tank Dcl Cw Red UG	1	1	
	36 PF01 54	Kit Tank Dcl Artic White UG	1	1	
6	PF 2332 40	Decal Cover Side RH Ebony Black	1	1	
	PF 2332 50	Decal Cover Side RH C W Red	1	1	
	PF 2332 84	Decal Cover Side RH Arctic White	1	1	



Painted Parts & Decals - UG 5 Gear

No.	Part No.	Description	Drum	Disc	Remarks
7	PF 2332 39	Decal Cover Side LH Ebony Black	1	1	
	PF 2332 49	Decal Cover Side LH C W Red	1	1	
	PF 2332 83	Decal Cover Side LH Arctic White	1	1	
8	36 PF01 41	Kit Fairing Dcl Eb Black UG	1	1	
	36 PF01 42	Kit Fairing Dcl Cw Red UG	1	1	
	36 PF01 55	Kit Fairing Dcl Artic White UG	1	1	
9	PF 7201 X3	Front Fender Painted Ebony Black	1	1	
	56 PF05 2V	Painted Part Front Fender C.W Red	1	1	
	PF 7201 2D	Front Fender Painted Arctic White	1	1	

Kit List



Sr No	Kit Part No.	Kit Description	Consisting of Following Parts		
			Part No.	Description	Qty/Kit
1	36JZ0001	Valve Kit	JZ511200	Valve Intake	1
			JZ511201	Valve Exhaust	1
2	36JZ0004	Valve Repair Kit	39201719	Seat Valve Stem	2
			DG101029	Cotter Valve	2
			JA511203	Retainer Valve Spring	2
			28101129	Seat Valve Spring	2
			JZ511202	Spring Washer	2
3	36JE0003	Kit Guide Cam Chain	JW541012	Guide Cam Chain (Slack Side)	1
			JA521002	Guide Cam Chain (Tight Side)	1
4	36DU1007	Boss Kick Set	30101233	Boss Kit	1
			30101234	Spring	1
			30101236	Ball Steel	1
			30101235	Pin	1
			39085517	E - Type Clip	1
5	36PF0021	Kit Jet BM 150	JZ581234	Needle Jet	1
			JZ581219	Holder Needle Jet	1
			JZ581218	Jet Main	1
			JE581205	Jet Pilot	1
6	DH121169	Pilot Screw Kit	DH121131	Screw Adjuster	1
			DH121130	'O' - Ring	1
			DH121186	Spring Compr Coil	1
			DH121187	Plain Washer	1
			DH121188	'O' - Ring	1
7	36JZ0016	Idling Screw Kit	JZ581217	Screw Stop	1
			DH121130	'O' - Ring	1
			CB121044	Spring Compression	1

Kit List



Sr No	Kit Part No.	Kit Description	Consisting of Following Parts		
			Part No.	Description	Qty/Kit
8	36PF0022	Kit Piston Valve BM 150	PF581206	Valve Piston	1
			DD121054	E-Ring	1
			JZ581211	Holder Assly Magnet	1
			DD121055	Spring Compression	1
			JZ581223	Packing	1
			PF581208	Jet Needle	1
			PF581207	Ring	1
9	36PF0024	Kit Carburetor Gasket/O Ring	JA581232	Gasket Float Chamber	1
			DH121130	'O' - Ring Idling Screw	2
			DH121088	O Ring Air Screw	2
			DH121118	'O' Ring Drain screw	1
			JA581238	'O' Ring TPS	1
10	36PF0023	Kit Choke Plunger BM 150	-	Plunger Assembly	1
			-	Guide Holder	1
			PF581205	Lever Assembly Choke	1
			DH121071	Cap	1
			Dd121058	Spring Choke Plunger	1
			CF121004	O Ring Choke Plunger	1
11	36314001	Bearing Cone Kit	DH181025	Bearing cone	1
			DH181026	Bearing race	1
			DH181024	Upper bearing race	1
12	36DS1801	Holder Handle Set	DS181019	Holder Handle	2
			DS181006	Holder Handle	2
13	36PF0010	Kit Chain Sprocket BM 150	DJ151086	Sprocket 43T - 4 Rubber	1
			JZ551004	Sprocket Drive (14T)	1
			JV141004	Chain 122 Link	1

Kit List



Sr No	Kit Part No.	Kit Description	Consisting of Following Parts		
			Part No.	Description	Qty/Kit
14	36JZ0003	Set Primary Drive & Driven	JZ551403	Housing Complete Clutch HTTS	1
			JZ531006	Gear Primary Drive	1
15	36JZ0008	Starter Clutch Repair Kit	JA621411	Bush Spring Starter Clutch	5
			DH101163	Roller Clutch	5
			DH101164	Spring	5
			DJ101109	Bush For Spring Starter Clutch	5
16	36PF0009	Kit Friction Plate BM 150	JV551402	Plate Friction Clutch	5
17	36PF0002	Kit Block-Piston BM 150	PF521007	Assly Cylinder Block	1
			PF521205	Piston Assly	1
18	36DS1401	Grommet Kit - Side Cover	DS141012	Grommet Side Cover Front	2
			DS161082	Grommet Side Cover Rear	2
19	36PF0011	Case Chain Kit	PF181202	Case Chain Upper Assly.	1
			Pf181200	Case Chain Lower Assly.	1
20	36DK0020	Kit Outer Tube	DJ181089	Seal Dust	2
			DJ181088	Stopper Seal Oil	2
			DS181072	Washer Guide Bush	2
			DS181070	Guide Bush	2
21	36DK0037	Kit Mirror Holder	39118415	Nut - Nylock :- M5 X 0.8	1
			DL191014	Stud - Lever Handle	1
			30191017	Nut	1
			39019811	Washer - Plain	1
			39072504	Bolt - Hexagon :- M6 X 1	1
22	36PF0083	Kit Tank Decal Arctic White	PF233105	Tank Decal LH Arctic White	1
			PF233106	Tank Decal RH Arctic White	1

Kit List



Sr No	Kit Part No.	Kit Description	Consisting of Following Parts		
			Part No.	Description	Qty/Kit
23	36PF0084	Kit Side Cover Arctic White	PF233107	Cover Side Decal Lh Arctic White	1
			PF233108	Cover Side Decal Rh Arctic White	1
24	36PF0139	Kit Tank Dcl Eb Black UG	PF233236	Decal Tank Rh Ebony Black	1
			PF233235	Decal Tank Lh Ebony Black	1
25	36PF0140	Kit Tank Dcl Cw Red UG	PF233248	Decal Tank Rh C W Red	1
			PF233247	Decal Tank Lh C W Red	1
26	36PF0141	Kit Fairing Dcl Eb Black UG	PF233232	Decal Cowl Rh Ebony Black	1
			PF233231	Decal Cowl Lh Ebony Black	1
27	36PF0142	Kit Fairing Dcl Cw Red UG	PF233244	Decal Cowl Rh C W Red	1
			PF233243	Decal Cowl Lh C W Red	1
28	36PF0005	Kit Asly C Case RH	PF541009	Crankcase Rh Bm150 4 Spd	1
			JA541011	Needle Roller Bearing Hk1212	1
			PF541018	Bushing Drum Bm150 4 Spd	1
			31101064	Plug	1
29	36PF0004	Kit Asly C Case LH	PF541007	Crankcase Lh Bm150	1
			JA541005	Bush Bendix	1
			39256220	Bearing - Needle Roller	1
			JA541036	Plug Oil Control	1
			JZ541005	Nozzle Oil Jet	1
30	36PF0008	Kit Asly Cl Cover	PF541205	Cover Clutch	1
			DG101418	Gauge	1
			DS101215	Clip - Wire	1
31	36PF0007	Kit Asly Mag Cover	PF541201	Cover Magneto	1
			JA541005	Bush Bendix	1

SPC Updation Details



Page no.	Fig. no.	Old part no.	New part no.	Description	Updation date	Remarks
60	1	DS151080	PF131012	WHEEL RIM FRONT	10.05.12	6 SPOKE WHEEL INTRODUCTION
60	4	DH151057	PF131222	WHEEL RIM REAR	10.05.12	6 SPOKE WHEEL INTRODUCTION
68	2	36JZ0026	36PF0010	KIT CHAIN SPROCKET	04.10.13	CORRECTION
48	1	PF111000	PF111074	FRAMEASSLY.	03.04.14	ALTERNATE UPDATION
52	1	PF113000	PF113020	MAINSTEPLH	03.04.14	ALTERNATE UPDATION
50	5	36PF0014	PF122022	SWING ARM COMPLETE	03.04.14	ALTERNATE UPDATION
50	5	36PF0014	56PF0219	SWING ARM COMPLETE	26.11.14	CORRECTION
8	4	DH101387	DK101386	SOC HEAD BOLT	28.01.15	MAIL BY MR GAURAV KHANNA
60	7	DS151047	PF131001	TYRE WITH TUBE FR	16.03.15	CORRECTION
60	8	DS151051	PF131210	TYRE WITH TUBE RR	16.03.15	CORRECTION
2	5	PF511027	PA511039	PLATE CLY HEAD	30.07.15	ALTERNATE UPDATION
50	5	52PF0219	PF122030	SWING ARM	01.10.2016	REF. CIR. IB-253
64	4	DS151060	DJ151034	SPACER	01.10.2016	REF. CIR. IB-253
10	1	JD521002	PF521014	GASKET CYLINDER BLOCK	01.10.16	REF. CIR. IB-253 FOR EGYPT
18	9	JZ561401	JZ561415	ASLY GEAR SHIFT LEVER	26.10.16	ALTERNATE UPDATION
50	3	-----	PF122028	REAR SHOCK ABSORBER	27.1016	For Congo, Burundi & Sierra Leone IB 257
10	3	36JZ0005	36PF0116	KIT PISTON RING	18.08.17	UPDATION (Modify)
32	20	-----	30121004	Ring - Snap	11.1.18	Addition
2	7	-----	DG121040	Clamp	15.05.18	Ref. Cir. IB 321
10	1	-----	JH521007	Gasket Cylinder Block	15.05.18	Ref. Cir. IB: 321
10	1	-----	PF521030	Gasket Cylinder Block	15.05.18	For Egypt Ref Cir IB-321
24	22	-----	LAE00005	Bolt Flanged	15.05.18	Ref. Cir. IB 321
36	2	-----	JE591002	Gasket Exhaust	15.05.18	Ref. Cir. IB 321
42	3	-----	KAED0625	Bolt-flange	15.05.18	Ref. Cir. IB 321
70	22	-----	DD161078	DAMPER	05.11.18	Addition
26	23	-----	KPAA6200	Bearing Ball Ordinary	12.04.19	Added Ref.Cir.IB-366
30	15	-----	KPAA6200	Bearing Ball Ordinary	12.04.19	Added Ref.Cir.IB-366
26	15	39220804	LAD00018	Bolt Flanged M5x0.8x10	12.08.19	Alternate Updation
106	5	-----	DH161073	Instruction Label	25.10.19	Added

SPC Updation Details



Page no.	Fig. no.	Old part no.	New part no.	Description	Updation date	Interchan-geability	Remarks

Parts Index



Part Number	Figure No.	Page No.	Part Number	Figure No.	Page No.
14151021	10	68	30151075	14	78
14151033	23	28	30151075	13	82
14151033	15	32	30151095	20	86
15161069	2	106	30151105	19	66
16151066	7	62	30151105	8	68
18201044	5	110	30151105	18	78
20201029	2	112	30151105	17	82
22150241	4	34	30151116	16	66
24121069	14	36	30151118	25	66
24121365	7	36	30151118	20	68
30101142	4	26	30151118	16	72
30101195	8	30	30171022	10	56
30121004	20	36	30181009	11	92
30141031	3A	98	30181009	11	96
30151004	11	68	30181025	4	92
30151005	22	78	30181025	4	96
30151005	21	82	30181026	3	92
30151011	15	66	30181026	3	96
30151011	19	78	30181029	20	92
30151011	19	82	30181060	14	112
30151032	3	66	30181061	15	112
30151032	6	68	30191035	11	86
30151033	4	66	30191036	13	86
30151033	7	68	30191038	3	86
30151033	6	72	30191048	24	90
30151035	17	66	30191048	16	114
30151035	23	68	30201064	17	114
30151038	13	66	30201069	20	58
30151038	13	68	30201069	20	112
30151038	21	78	30201104	11	114
30151038	20	82	31101173	3	12
30151041	21	66	31181099	18	92
30151041	19	72	31181099	18	96
30151069	18	66	31181102	20	92
30151069	9	68	31181102	20	96
30151069	17	78	31201001	5	112
30151069	16	82	31201028	2	112

Parts Index



Part Number	Figure No.	Page No.	Part Number	Figure No.	Page No.
31201081	5	24	39079708	8	86
35161060	18	108	39079815	11	66
39019811	5	86	39079815	17	68
39019811	10	86	39079815	23	80
39021111	13	58	39079815	15	82
39024011	13	32	39079815	10	102
39024211	8	58	39079815	17	108
39024211	20	66	39079815	8	118
39024211	24	68	39080115	3	78
39024211	18	72	39080115	3	82
39029215	16	54	39080511	7	86
39032615	7	58	39080708	19	86
39042215	8	60	39080808	6	86
39042215	23	90	39081715	8	20
39045411	11	54	39084001	23	66
39055302	10	54	39084001	18	68
39059417	12	8	39084914	16	44
39069415	18	86	39090012	24	66
39070815	21	86	39093915	13	54
39071411	2A	54	39098308	6	100
39072211	19A	78	39098717	3	14
39072211	19A	82	39098717	3	16
39073212	19	68	39099206	2	18
39073817	6	34	39099311	5	34
39074501	14	46	39099906	12	24
39074701	9	24	39099906	24	28
39076101	2	98	39099906	4	42
39077504	9	66	39100006	2	10
39077504	15	68	39100006	6	22
39078408	12	56	39100006	11	24
39078912	8	54	39101321	25	70
39078912	17	86	39101321	17	72
39078912	13	92	39104119	3	26
39078912	13	96	39105411	7	100
39079415	6	78	39106204	9	36
39079415	9	82	39107404	12	88
39079708	3	60	39107404	13	108

Parts Index



Part Number	Figure No.	Page No.	Part Number	Figure No.	Page No.
39118101	14	92	39197015	6	50
39118101	14	96	39197015	17	58
39121111	4	48	39197015	9	108
39121111	17	112	39197215	21	112
39122515	7	110	39198104	20	14
39129804	3	118	39201719	6	6
39130911	10	58	39214124	24	108
39150711	15	58	39217924	3	98
39150711	18	58	39219019	7	24
39154011	16	86	39220011	12	32
39155304	11	32	39222204	4	58
39155304	16	112	39223801	20	108
39155604	7	48	39229515	3	40
39155604	14	58	39231204	5	50
39156121	6	104	39234911	2B	54
39167121	20	26	39236615	7	54
39167304	11	8	39240817	12	34
39167304	22	28	39242911	6	112
39167404	3	46	39243015	3	112
39167704	16	38	39244704	25	80
39168904	2	114	39244704	23	82
39169801	9	58	39247304	11	58
39171519	4	24	39248104	13	56
39174004	10	22	39248415	8	98
39175904	17	24	39253921	8	4
39176511	19	108	39256220	2	24
39177304	13	38	39256611	28	80
39177902	15	38	39256711	4	78
39178301	13	112	39256711	4	82
39178924	5	100	39256711	26	84
39181304	14	92	39258204	8	108
39183911	8A	58	39260011	4	32
39188020	15	8	39265912	14	56
39194304	11	46	39266921	13	8
39194304	12	58	39268320	16	8
39194304	25	90	39270411	7	20
39195604	8	112	39272204	5	40

Parts Index



Part Number	Figure No.	Page No.	Part Number	Figure No.	Page No.
39272315	3	50	36JZ0016	5	36
39275404	4	40	36PF0001	1	4
39276501	10	112	36PF0002	1	10
59040006	7	92	36PF0004	1	24
59040006	7	96	36PF0005	2	22
59040017	7	50	36PF0007	1	30
59040038	2	2	36PF0008	1	26
59040038	11	22	36PF0009	5	32
59040038	16	24	36PF0010	2	78
59040038	17	26	36PF0010	2	82
59040038	4	30	36PF0011	1	106
59110008	2B	12	36PF0015	7	122
59120003	2A	12	36PF0016	7	122
59150003	7	66	36PF0017	7	122
59150003	27	70	36PF0018	8	122
59150014	1	12	36PF0019	8	122
59210023	18	24	36PF0020	8	122
59210024	17	14	36PF0021	4	36
59210024	17	16	36PF0022	12	36
36DK0020	2	92	36PF0023	19	36
36DK0020	2	96	36PF0024	13	36
36DK0037	27	90	36PF0025	1	40
36DK0065	8	76	36PF0083	7	122
36DK0066	9	76	36PF0084	8	122
36DS1401	1	100	36PF0107	12	12
36DS1502	22	68	36PF0116	3	10
36DS1801	13	88	36PF0139	5	124
36DU1007	3	34	36PF0140	5	124
36DU1901	11	88	36PF0141	8	126
36DZ2008	3	52	36PF0142	8	126
36JE0003	6	8	36PF0154	5	124
36JH0009	3	34	36PF0155	8	126
36JZ0001	4	6	36PF0159	1	10
36JZ0003	7	12	36PF0160	1	4
36JZ0003	16	32	52JA0027	9	22
36JZ0004	5	6	52JA0029	12	22
36JZ0008	6	44	52JZ0264	1	20

Parts Index



Part Number	Figure No.	Page No.	Part Number	Figure No.	Page No.
52PF0219	5	54	DD151009	12	66
52PF0500	5	120	DD151009	14	68
52Pf0501	4	120	DD161078	22	86
52PF0503	6	122	DD181176	12	112
52PF0505	3	120	DD191142	15	88
52PF1735	1	30	DD201011	4	112
52PF1763	1	124	DD201170	20	88
52PF1767	4	124	DE151006	5	72
52PF1769	2	124	DE151008	2	72
52PF1770	3	124	DE151011	13	72
52PF1825	1	124	DE151012	3	72
52PF1827	4	124	DE151037	5	76
52PF1829	2	124	DE151043	6	76
52PF1830	3	124	DE151045	7	76
52PF1984	4	124	DE151046	3	76
52PF1987	2	124	DE151047	4	76
52PF1988	3	124	DE151048	2	76
52PF1991	1	124	DE181033	28	94
56DY5E3Q	2	22	DE191028	14	74
56JV1V3Q	1	26	DE191029	13	74
56PF052V	9	126	DE191030	10	74
AA121045	18	38	DE191033	6	74
AK201012	12	114	DE191036	15	74
BF402310	23	114	DE191043	1	74
CB101114	2	40	DF161102	7	60
CB121042	8	36	DF161251	11	112
CF111019	7	46	DF161413	4	56
CL201023	10	108	DF161426	3	38
CL201042	7	102	DF181097	12	112
CS101128	9	8	DF191020	2	58
DD101062	10	8	DF201138	1	112
DD101097	13	34	DG101029	3	6
DD111011	9	46	DG101339	11	20
DD111012	10	46	DG101418	7	26
DD111018	7	46	DG121040	7	2
DD111048	8	46	DG151022	10	62
DD121181	19	26	DG151089	1	76

Parts Index



Part Number	Figure No.	Page No.	Part Number	Figure No.	Page No.
DG161121	2	100	DJ151037	15	54
DG161124	9	60	DJ151041	8	66
DH101048	5	8	DJ151041	1	72
DH101380	8	22	DJ151047	17	54
DH101380	17	44	DJ151053	1	82
DH101380	4	46	DJ151054	1	64
DH101387	4	8	DJ181042	21	92
DH101392	7	8	DJ181042	21	96
DH101509	10	20	DJ181043	23	94
DH101607	8	40	DJ181052	23	96
DH101647	8	72	DJ181085	24	94
DH101648	14	32	DJ181085	24	96
DH101781	2	44	DJ181087	2A	92
DH101784	6	24	DJ181087	2A	96
DH121038	7	4	DJ181115	4	52
DH121038	14	38	DJ191025	4	74
DH121169	3	36	DJ191026	5	74
DH151029	15	86	DJ191028	7	74
DH151057	2	64	DJ191029	8	74
DH161066	6	60	DJ191030	9	74
DH161073	5	106	DJ191054	6	88
DH161121	4	60	DJ191056	11	74
DH161145	11	60	DJ191057	3	74
DH161146	10	60	DJ191081	6	88
DH161194	5	56	DJ191083	5	88
DH161283	3	106	DJ201051	3	108
DH171019	10	72	DJ201108	5	104
DH171019	29	80	DJ201109	12	74
DH171019	27	84	DJ221003	3	88
DH181014	5	52	DJ221004	4	88
DH191037	8	102	DK101386	4	8
DJ141008	8	100	DK141028	6A	98
DJ151033	11	78	DK141041	10	98
DJ151033	11	82	DK151094	12	78
DJ151034	4	68	DK151094	14	82
DJ151035	5	78	DL181009	23	108
DJ151036	14	54	DL181010	25	108

Parts Index



Part Number	Figure No.	Page No.	Part Number	Figure No.	Page No.
DM201026	19	112	DS151068	7	82
DM201027	1	110	DS151069	18	82
DM201028	2	110	DS151073	10	78
DM201029	3	110	DS151073	8	82
DM201030	4	110	DS151076	20	78
DM221013	1	116	DS151080	1	64
DP101165	4	10	DS161150	9	30
DP121025	7	2	DS181005	10	92
DP121025	8	38	DS181005	10	96
DP161101	22	112	DS181007	18	88
DP161144	11	112	DS181008	19	88
DP161145	9	112	DS181009	21	88
DP161163	11	56	DS181010	22	90
DP161170	8	56	DS181012	19	92
DP171006	6	54	DS181012	19	96
DP211009	8	48	DS181015	8	92
DS101117	8	34	DS181015	8	96
DS101154	6	12	DS181016	9	92
DS101215	8	26	DS181016	9	96
DS101355	20	16	DS181018	2	52
DS109905	14	8	DS181020	12	92
DS121126	7	38	DS181020	12	96
DS141009	1	98	DS181022	2a	88
DS141013	7	98	DS181070	29	94
DS151003	1	62	DS181072	30	94
DS151004	5	62	DS181084	6	92
DS151005	6	62	DS181084	6	96
DS151009	8	62	DS191018	14	88
DS151010	9	62	DS191035	4	86
DS151034	3	62	DS191038	26	90
DS151056	3	68	DS191052	7	88
DS151056	11	72	DS201019	5	108
DS151060	5	66	DS201020	6	108
DS151060	4	68	DS201021	7	108
DS151061	5	82	DS201022	18	114
DS151067	15	78	DS201025	9	114
DS151068	9	78	DS201082	6	114

Parts Index



Part Number	Figure No.	Page No.	Part Number	Figure No.	Page No.
DU101213	19	14	JA351626	8	44
DU101213	19	16	JA351627	10	44
DU161102	3	100	JA401801	8	114
DU181021	1	88	JA511008	4	2
DU191003	17	88	JA511011	6	2
DU191009	8	88	JA511011	9	38
DU201016	6	110	JA511028	2	4
DU201029	4	108	JA511211	1	6
DX151022	27	80	JA511216	2	8
DX151022	25	84	JA521015	5	10
FD101078	3	42	JA531012	8	12
FD211006	2	48	JA531015	9	12
FD211007	3	48	JA541005	8	24
GF201053	12	114	JA541005	6	30
GL621414	1	44	JA541010	5	22
JA113201	2	60	JA541011	4	22
JA113202	5	60	JA541012	13	22
JA113402	2	50	JA541016	2	42
JA113403	4	50	JA541028	13	46
JA121003	12	54	JA541034	10	24
JA131603	2	66	JA541205	3	30
JA131605	14	66	JA541211	11	26
JA131605	12	68	JA541212	16	26
JA131606	22	66	JA541216	14	26
JA131606	26	70	JA541219	21	28
JA131606	20	72	JA541225	12	26
JA131607	10	66	JA541233	7	30
JA131607	16	68	JA541236	9	26
JA231201	6	118	JA541237	10	26
JA231202	7	118	JA551002	4	14
JA351602	10	44	JA551002	4	16
JA351606	8	44	JA551004	7	14
JA351608	11	44	JA551004	7	16
JA351609	12	44	JA551008	15	14
JA351618	13	44	JA551008	15	16
JA351619	15	44	JA551009	16	14
JA351624	14	44	JA551009	16	16

Parts Index



Part Number	Figure No.	Page No.	Part Number	Figure No.	Page No.
JA551406	3	32	JB581202	10	36
JA551414	6	32	JB581204	11	36
JA551415	8	32	JD511010	3	2
JA551419	7	32	JD521002	6	10
JA561002	3	18	JD531004	11	12
JA561207	4	20	JD541000	19	24
JA561208	5	20	JD551400	2	32
JA561209	6	20	JD561004	6	18
JA581009	5	38	JD561006	5	18
JA581011	12	38	JD561011	4	18
JA581012	6	38	JD561204	5	20
JA581221	6	36	JE531001	5	12
JA581223	2	36	JE541008	14	34
JA581291	18	36	JE541038	19	24
JA581314	15	36	JE541214	10	26
JA581406	5	4	JE551200	6	16
JA621001	7	34	JE551201	5	16
JA621002	9	34	JE551205	9a	16
JA621006	11	34	JE551206	11	16
JA621201	1	34	JE551215	14	16
JA621206	2	34	JE551216	12	16
JA621402	4	44	JE551401	6	26
JA621406	5	44	JE551408	6	26
JA621414	1	44	JE561005	3	18
JB113005	6	40	JE591002	17	38
JB122003	9	54	JE591002	2	40
JB122016	1	54	JE621003	14	34
JB131017	1	68	JE621004	15	34
JB151012	15	108	JF401807	6	114
JB151013	16	108	JF401808	19	114
JB161002	12	86	JG571024	13	24
JB181220	4	106	JH171017	6A	98
JB231206	4	118	JH351603	7	44
JB401400	9	88	JH521007	6	10
JB401409	10	88	JH541015	15	22
JB531021	10	12	JH561200	4	20
JB581001	10	38	JH561404	11	20

Parts Index



Part Number	Figure No.	Page No.	Part Number	Figure No.	Page No.
JH621403	3	44	JW561206	2	20
JH621407	5A	44	JW561208	3	20
JK113008	9	56	JZ161210	3	104
JK351600	10	114	JZ401405	10	88
JK541212	13	26	JZ511004	1	8
JK541214	2	26	JZ511016	3	4
JK541214	10	30	JZ511021	1	2
JL541227	7	26	JZ511203	2	6
JN131807	7	72	JZ541237	9	30
JN131812	19	66	JZ551004	18	14
JN131812	8	68	JZ551004	18	16
JN131812	18	78	JZ551008	8	16
JN131812	17	82	JZ551010	1	16
JN141002	1	78	JZ551202	2	16
JN402000	12	46	JZ551204	14	14
JV161014	9	86	JZ551205	13	14
JV171001	4	100	JZ551205	13	16
JV181408	5	58	JZ551210	9	16
JV181410	6	58	JZ551211	10	16
JV191001	1	48	JZ551213	5a	16
JV351204	5	46	JZ561002	7	18
JV401602	1	114	JZ561415	9	20
JV401801	7	114	JZ581216	17	36
JV402204	13	114	JZ581220	16	36
JV402205	14	114	JZ621000	10	34
JV521003	8	8	JZ621405	3	44
JV541006	15	24	KADF0820	16	58
JV541205	21	28	KADF0822	2	56
JV541208	5	26	KAED0625	3	46
JV541209	18	26	KAED0640	2	30
JV541212	5	30	KBBA0408	15	72
JV541225	2	26	KDAA1222	6	66
JW122004	14	86	KDAA1222	2	68
JW131601	24	80	KDAA1222	9	72
JW131601	22	82	KDDB0408	14	72
JW181229	14	108	KPAA6200	23	28
JW402001	12	46	KPAA6200	15	32

Parts Index



Part Number	Figure No.	Page No.	Part Number	Figure No.	Page No.
KPBB6202	13	78	PF113009	2	118
KPBB6202	12	82	PF113058	6	56
KPBB6301	1	66	PF113059	7	56
KPBB6301	5	68	PF113060	15	56
KPBB6301	4	72	PF113061	16	56
KPBB6302	16	78	PF113202	1	60
KPBC6004	8	78	PF113224	1	60
KPBC6004	6	82	PF113402	1	50
KPBF6203	3	22	PF121012	1	92
KPBF6203	3	24	PF121015	25	94
LAC00021	5	48	PF121016	26	94
LAD00011	9	44	PF121017	5	92
LAD00018	15	26	PF121017	5	96
LAD00131	12	20	PF121018	15	92
LAD00131	15	114	PF121019	16	92
LAE00005	22	28	PF121024	27	94
LAE00015	14	22	PF121024	25	96
LBD00001	21	68	PF121025	12	108
LJA00004	14	24	PF121026	1	92
PA121041	17	92	PF121028	22	92
PA121041	17	96	PF121028	22	96
PA351027	1	46	PF121035	1	96
PA402248	13	114	PF121037	15	96
PA402256	14	114	PF121039	16	96
PA511039	5	2	PF122005	3	54
PA561209	4	20	PF122023	18	54
PA621007	7	34	PF122024	19	54
PA621008	10	34	PF122028	3	54
PA621203	1	34	PF122030	5	54
PD131813	1	76	PF122033	3	54
PD511229	3	8	PF131001	2	62
PF111000	1	52	PF131001	3	64
PF113000	1	56	PF131012	1	64
PF113001	3	56	PF131208	26	80
PF113002	6	56	PF131208	24	84
PF113003	7	56	PF131210	4	62
PF113008	1	118	PF131210	4	64

Parts Index



Part Number	Figure No.	Page No.	Part Number	Figure No.	Page No.
PF131220	7	78	PF233284	6	124
PF131220	10	82	PF351003	1	46
PF131222	2	64	PF351004	2	46
PF131228	14	78	PF351069	2	46
PF131228	13	82	PF351201	6	46
PF131612	12	72	PF351242	6	46
PF131614	15	78	PF351600	7	44
PF131824	2	74	PF351800	21	114
PF161001	2	86	PF401000	1	108
PF161002	1	86	PF401001	1	110
PF161209	4	104	PF401002	2	110
PF161211	1	104	PF401003	3	110
PF161212	2	104	PF401004	4	110
PF161213	5	104	PF401005	1	112
PF161217	1	104	PF401007	2	108
PF171800	4	98	PF401009	11	108
PF171802	4	98	PF401403	5	114
PF171803	9	98	PF401404	4	114
PF181209	22	108	PF401408	16	88
PF181209	1	120	PF401417	16	88
PF181211	21	108	PF401820	20	114
PF181404	1	58	PF402200	3	114
PF181404	2	120	PF402213	3	114
PF181408	3	58	PF402254	3	114
PF181410	19	58	PF402400	1	102
PF191000	1	48	PF402401	2	102
PF231201	5	118	PF402402	4	102
PF231401	7	112	PF402403	6	102
PF231405	6	48	PF402404	9	102
PF232601	2	88	PF402405	3	102
PF232601	5	98	PF402406	5	102
PF232605	2	88	PF402416	1	102
PF233239	7	126	PF402600	6	98
PF233240	6	124	PF403400	22	114
PF233249	7	126	PF501004	1	22
PF233250	6	124	PF501108	1	22
PF233283	7	126	PF511021	8	2

